





Club Health Assessment for District 13 OH1 through January 2026

			Status	Membership						Reports				Finance	LCIF	
Club Number	Club Name	Charter Date	Times in Status Quo in Past 2 Years	Current Member Count **	YTD Members Added	YTD Members Dropped	YTD Net Growth% ***	Member Count 1 Year Ago	Dropped Members Avg.Length of Service	Months Since Membership Update	Current Officers Reported ****	Current President Repeated Term	VP Reported *****	Last Date Reported Service (mm/yyyy)	Account Balance	YTD Donations
Clubs more than two years old																
5366	ADA	06/02/1954	Active	33	0	0	0.00%	33		3	Y		N	09/2025		
	Exc Award (06/30/2016)															
5132	ARCADIA	12/20/1948	Active	25	3	6	-10.71%	28	16	0	Y		N	12/2025		
5133	ARCHBOLD	08/28/1958	Active	20	0	2	-9.09%	23	23	4	N	None	N	11/2025		\$50.00
5134	ARLINGTON	07/06/1942	Active	14	0	0	0.00%	13		8	Y		N	10/2025		
5368	BELLEFONTAINE	05/26/1947	Active	16	0	2	-11.11%	21	16	0	Y	3	N	01/2026		\$40.00
	Exc Award (06/30/2016, 06/30/2023)															
5135	BLUFFTON	01/16/1934	Active	52	2	4	-3.70%	52	16	0	Y	2	N	01/2026		\$86.00
	Exc Award (06/30/2022, 06/30/2024)															
5137	BRYAN	01/05/1949	Active	31	2	3	-3.13%	30	11	2	Y		N	11/2025		\$2,203.00
5370	CELINA	03/14/1929	Active	37	0	3	-7.50%	39	6	0	Y			01/2026		\$100.00
5371	COLDWATER	01/29/1934	Active	24	0	0	0.00%	25		10	Y		N	01/2026	90+ Days	
	Exc Award (06/30/2016)															
5139	COLUMBUS GROVE	08/14/1945	Active	27	0	0	0.00%	27		7	Y	2		11/2025		
39996	CONTINENTAL	06/08/1981	Active(1)	9	0	0	0.00%	8		8	Y	5		10/2025		
5140	CONVOY	10/13/1947	Active	17	0	0	0.00%	17		12	Y	10		12/2025		
5372	CRIDERSVILLE	11/06/1950	Active	10	0	0	0.00%	11		9	Y	10	R	01/2026		
5141	DEFIANCE	12/04/1940	Active	21	0	0	0.00%	22		7	Y		N	12/2025		
5147	FAYETTE	09/17/1940	Active	8	0	0	0.00%	9		8	Y	3	R	01/2026		\$100.00
5149	FORT JENNINGS	06/03/1970	Active	50	1	2	-1.96%	51	12	1	Y			12/2025		
37629	GLANDORF	10/30/1979	Active	30	0	0	0.00%	33		1	Y		N	08/2025		
	Exc Award (06/30/2023)															
5151	GROVER HILL	05/25/1948	Active	19	0	1	-5.00%	18	59	2	Y	6		10/2025		
5153	HOLGATE	08/17/1942	Active	30	0	0	0.00%	32		8	Y		N	01/2026		
	Exc Award (06/30/2018, 06/30/2023)															
5379	HUNTSVILLE INDIAN LAKE	04/27/1970	Active	18	1	0	5.88%	17		5	Y	16	N	07/2025	90+ Days	\$10.00
5154	KALIDA	06/18/1957	Active	177	1	0	0.57%	178		3	Y	10		10/2025		\$880.00
	Exc Award (06/30/2022, 06/30/2023)															
5380	KENTON	01/14/1947	Active	47	2	3	-2.08%	45	3	1	Y		N	01/2026		



Club Health Assessment for District 13 OH1 through January 2026

			Status	Membership						Reports				Finance	LCIF	
Club Number	Club Name	Charter Date	Times in Status Quo in Past 2 Years	Current Member Count **	YTD Members Added	YTD Members Dropped	YTD Net Growth% ***	Member Count 1 Year Ago	Dropped Members Avg.Length of Service	Months Since Membership Update	Current Officers Reported ****	Current President Repeated Term	VP Reported *****	Last Date Reported Service (mm/yyyy)	Account Balance	YTD Donations
Exc Award (06/30/2016, 06/30/2022, 06/30/2023)																
5155	LIMA HOST	09/24/1920	Active	11	0	1	-8.33%	12	14	6	Y	9	N	01/2026		\$500.00
Exc Award (06/30/2022, 06/30/2023)																
5161	MC COMB	04/28/1949	Active	36	1	0	2.86%	38		4	Y		N	01/2026		\$1,663.74
Exc Award (06/30/2016, 06/30/2022)																
5162	MIDDLE POINT	11/07/1956	Active	15	0	0	0.00%	14		9	Y		N	12/2025		\$250.00
5165	NAPOLEON	06/17/1964	Active	42	1	3	-4.55%	44	29	2	Y		N	01/2026		\$92.00
5166	NORTH BALTIMORE	02/28/1949	Active	22	2	0	10.00%	20		4	Y		N	01/2026		\$107.00
47046	OTTAWA	03/16/1987	Active	20	0	0	0.00%	21		4	Y	2		08/2025		\$300.00
Exc Award (06/30/2023)																
5168	OTTOVILLE	06/19/1957	Active	47	0	0	0.00%	47		7	Y	16		12/2025		
5169	PAULDING	09/12/1949	Active	7	0	0	0.00%	8		9	Y	19		10/2025		
42272	PERRYSBURG SUNRISE	02/03/1983	Active	13	0	0	0.00%	14		7	Y		N	01/2026		\$6,900.00
Exc Award (06/30/2016, 06/30/2017, 06/30/2024)																
31534	PIONEER	01/22/1976	Active	13	0	0	0.00%	14		10	Y	2	R	01/2026		\$130.00
31535	PORTAGE	01/22/1976	Active	21	0	0	0.00%	19		9	Y		N	01/2026		\$100.00
Exc Award (06/30/2016, 06/30/2023)																
5377	RIVERDALE COMMUNITY	10/02/1945	Active	28	1	4	-9.68%	32	7	2	Y	3	R	11/2025		
34509	ROCKFORD	10/24/1977	Active	20	5	2	17.65%	16	44	0	Y	5	N	10/2025		
44817	RUSHSYLVANIA	04/29/1985	Active	19	0	0	0.00%	19		21	Y		N	11/2025		\$498.00
Exc Award (06/30/2016)																
5174	SPENCERVILLE	10/20/1941	Active(1)	11	0	9	-45.00%	20	17	1	Y			09/2025		
106560	SWANTON	09/08/2009	Active	16	0	3	-15.79%	19	8	4	N	None	N	12/2025		\$1,000.00
61311	SYLVANIA SUNRISE	12/02/1998	Active	36	1	0	2.86%	32		1	Y		N	01/2026		\$350.00
Exc Award (06/30/2023)																
36098	UPPER SCIOTO VALLEY L C	10/27/1978	Active	17	0	0	0.00%	17		8	Y	8		11/2025		
5179	VAN BUREN	03/18/1971	Active	11	0	3	-21.43%	14	39	4	Y	6		11/2025		
5181	VENEDOCIA	04/10/1961	Active	25	2	0	8.70%	25		3	Y		N	09/2025		\$600.00
5407	WAPAKONETA	05/23/1950	Active	27	0	1	-3.57%	28	14	5	N		N	11/2025		\$600.00
Exc Award (06/30/2016)																



Club Health Assessment for District 13 OH1 through January 2026

INTERNATIONAL

			Status	Membership					Reports				Finance	LCIF		
Club Number	Club Name	Charter Date	Times in Status Quo in Past 2 Years	Current Member Count **	YTD Members Added	YTD Members Dropped	YTD Net Growth% ***	Member Count 1 Year Ago	Dropped Members Avg.Length of Service	Months Since Membership Update	Current Officers Reported ****	Current President Repeated Term	VP Reported *****	Last Date Reported Service (mm/yyyy)	Account Balance	YTD Donations
5182	WAUSEON	09/12/1951	Active	14	0	0	0.00%	14		9	Y			01/2026		\$58.50
Exc Award (06/30/2016, 06/30/2018)																
5408	WAYNESFIELD	06/23/1948	Active	34	1	0	3.03%	33		4	Y	2	R	01/2026		\$60.35
Exc Award (06/30/2016, 06/30/2022, 06/30/2023)																
5409	WEST LIBERTY	07/22/1941	Active	59	1	5	-6.35%	66	5	0	Y		N	01/2026		\$381.39
Exc Award (06/30/2016, 06/30/2022, 06/30/2023)																
5183	WEST UNITY	11/30/1948	Active	15	2	1	7.14%	15	17	1	Y		N	01/2026		
5184	WILLSHIRE	12/02/1964	Active	11	0	0	0.00%	12		9	Y	19		01/2026		

Clubs Cancelled Previous Fiscal Year – Clubs Cancelled within last 12 months may be reinstated

Club Number	Club Name	Charter Date	Current Status*	Cancellation Date
5385	MENDON	04/12/1957	Cancelled(6*)	06/29/2025

Current Total Clubs Count	YTD New Clubs Count	YTD Cancelled Clubs Count	YTD Net Club Gain	Current Total Members Count	YTD Add	YTD Drop	YTD Net Growth	YTD Net Growth %	Member Count 12 Months Ago	Average Member Count Per Club	% of Clubs with less than 20 members	% No Officer Report in 12 Months	% of Clubs with balance 90+ days	Number of Clubs in Status Quo	% Status Quo Clubs in Financial Suspension	Number of Cancelled Clubs	Average Cancelled Club Age	Members Lost Due to Cancellation	% of Clubs Cancelled for Non-Financial Reasons
48	0	0	0	1,305	29	58	-29	-2.17%	1,345	27	44%	0%	4%	0	0%	0	0	0	0%

* - P - Priority Club. Cancellation Reasons: 1-Objectives/conduct, 2-Non-active club, 5-Non-existing club, 6-Disbanding, 7-Merger, 8-Financial Suspension, 9-District/Multiple District Dues.

** Red denotes below 15 active members.

*** Red denotes 20% + loss.

**** Y - all 3 (President, Secretary, Treasurer) club officers reported, N - not all 3 reported.

***** Abbreviation: N-New, IP-Immediate Past, R-Repeat.



Club Health Assessment for District 13 OH2 through January 2026

			Status	Membership						Reports				Finance	LCIF	
Club Number	Club Name	Charter Date	Times in Status Quo in Past 2 Years	Current Member Count **	YTD Members Added	YTD Members Dropped	YTD Net Growth% ***	Member Count 1 Year Ago	Dropped Members Avg.Length of Service	Months Since Membership Update	Current Officers Reported ****	Current President Repeated Term	VP Reported *****	Last Date Reported Service (mm/yyyy)	Account Balance	YTD Donations
Clubs more than two years old																
5186	AMHERST	01/30/1951	Active	15	0	0	0.00%	16		9	Y	14	R	10/2025		
5188	ASHLAND	11/16/1920	Active	49	2	3	-2.00%	60	19	1	Y		N	01/2026		
	Exc Award (06/30/2022, 06/30/2023)															
5189	ASHLAND EVENING	08/08/1963	Active	24	0	0	0.00%	26		1	Y		N	01/2026		\$800.00
	Exc Award (06/30/2021)															
5190	ATTICA	11/14/1957	Active	30	0	0	0.00%	35		7	Y		N	09/2025		
	Exc Award (06/30/2018, 06/30/2022, 06/30/2023)															
5191	AVON	11/26/1957	Active	42	3	6	-6.67%	50	17	0	Y		N	04/2025		\$2,000.00
	Exc Award (06/30/2022, 06/30/2023)															
5192	BASCOM	02/05/1963	Active	30	1	9	-21.05%	37	25	1	Y		N	10/2025		\$1,000.00
5193	BELLEVUE	09/14/1944	Active	16	1	2	-5.88%	17	17	2	Y	2	R	11/2025	90+ Days	
5194	BELLVILLE	12/12/1956	Active	21	0	2	-8.70%	21	42	0	Y		N	12/2025		\$1,525.00
	Exc Award (06/30/2021)															
5195	BLOOMVILLE	03/29/1966	Active	42	1	1	0.00%	45	14	2	Y		N	10/2025		\$875.00
149501	Buckeye Central Community	03/03/2022	Active	13	1	0	8.33%	11		5	Y	2	R	11/2025		
5196	BUCYRUS	04/19/1939	Active	20	1	1	0.00%	18	1	3	Y	2	N	01/2026		\$450.00
	Exc Award (06/30/2016)															
5197	BUTLER	08/27/1953	Active	12	0	8	-40.00%	20	14	4	Y	3		11/2025		\$200.00
5198	CASTALIA	01/09/1950	Active	40	3	10	-14.89%	40	22	1	Y	12	R	11/2025	90+ Days	\$260.00
108030	CLYDE	04/08/2010	Active	12	0	0	0.00%	12		6	Y	3		01/2026		
5199	COLONEL CRAWFORD L C	03/29/1971	Active	37	2	0	5.71%	33		4	Y		N	11/2025		\$1,000.00
5200	CRESTLINE	05/12/1949	Active	26	5	0	23.81%	28		3	Y		N	12/2025		\$125.00
43464	ELMORE	02/15/1984	Active	8	0	0	0.00%	9		7	Y	9		12/2025		\$400.00
5201	ELYRIA EVENING	03/26/1941	Active	23	1	0	4.55%	22		1	Y	3		01/2026		\$30.00
	Exc Award (06/30/2021)															
5204	FIRELANDS	05/16/1957	Active	18	0	0	0.00%	19		7	Y	3	R	11/2024		\$1,000.00
5205	FOSTORIA	01/10/1936	Active	9	0	0	0.00%	11		8	Y	15	R	10/2025		\$1,000.00
	Exc Award (06/30/2022)															




Club Health Assessment for District 13 OH2 through January 2026

			Status	Membership						Reports				Finance	LCIF	
Club Number	Club Name	Charter Date	Times in Status Quo in Past 2 Years	Current Member Count **	YTD Members Added	YTD Members Dropped	YTD Net Growth% ***	Member Count 1 Year Ago	Dropped Members Avg.Length of Service	Months Since Membership Update	Current Officers Reported ****	Current President Repeated Term	VP Reported *****	Last Date Reported Service (mm/yyyy)	Account Balance	YTD Donations
5206	FREMONT	02/12/1929	Active	37	1	1	0.00%	38	11	2	Y		N	12/2025	90+ Days	
5211	HAYESVILLE	12/16/1948	Active	33	0	1	-2.94%	34	66	2	Y	2	N	11/2025		\$500.00
Exc Award (06/30/2017, 06/30/2018)																
5212	HURON	09/01/1966	Active	39	4	0	11.43%	37		6	Y	3	R	01/2026		
5213	JEROMESVILLE	12/08/1943	Cancelled(6*)	0	0	5	-100.00%	9	25	1	N	None		12/2024		
5214	LA GRANGE	04/18/1947	Active	68	3	2	1.49%	64	4	0	Y	12	R	01/2026		\$250.00
Exc Award (06/30/2017, 06/30/2018, 06/30/2022)																
5216	LINDSEY	06/15/1957	Active	34	0	1	-2.86%	35	45	5	Y		N	01/2026		\$300.00
5217	LORAIN	08/24/1922	Active	55	3	3	0.00%	54	15	1	Y		N	12/2025		\$200.00
5218	LOUDONVILLE	05/23/1950	Active	43	1	4	-6.52%	47	8	0	Y		N	01/2026		\$200.00
Exc Award (06/30/2024)																
5219	LUCAS	04/23/1953	Active	32	2	0	6.67%	32		3	Y		R	01/2026	\$270.00	
Exc Award (06/30/2021)																
5220	MADISON TOWNSHIP L C	12/04/1969	Active	26	4	2	8.33%	28	56	0	Y		N	02/2025		
Exc Award (06/30/2023)																
136817	Mansfield United	02/20/2019	Active	26	6	5	4.00%	17	2	0	Y	3	N	12/2025	90+ Days	
43465	MARBLEHEAD PENINSULA	02/15/1984	Active	53	2	0	3.92%	54		6	Y	2	R	05/2025		\$360.00
Exc Award (06/30/2021, 06/30/2023)																
5223	MIFFLIN	01/28/1953	Active	22	0	0	0.00%	24		8	Y		N	01/2026		
Exc Award (06/30/2018)																
35338	MILAN	04/21/1978	Active(1)	10	0	0	0.00%	13		7	N	None		12/2025		\$400.00
5226	NORTH FAIRFIELD	03/24/1961	Active	13	0	0	0.00%	13		3	Y		N	11/2025		
5227	NORTH RIDGEVILLE	05/09/1961	Active	58	1	4	-4.92%	62	12	1	Y		N	01/2026		\$1,020.00
Exc Award (06/30/2018, 06/30/2020, 06/30/2021, 06/30/2022, 06/30/2024)																
5228	NORWALK	04/09/1946	Active	54	2	4	-3.57%	56	18	1	Y		N	11/2025		\$1,000.00
Exc Award (06/30/2022)																
38133	OAK HARBOR	03/31/1980	Active	41	0	1	-2.38%	40	2	3	Y		N	12/2025	\$200.00	
5230	OLD FORT	11/02/1944	Active	55	3	3	0.00%	57	16	1	Y		N	11/2025	\$120.00	
5231	ONTARIO	04/07/1953	Active	26	0	1	-3.70%	26	5	2	Y		N	05/2025		
Exc Award (06/30/2018, 06/30/2021)																



Club Health Assessment for District 13 OH2 through January 2026

						Status				Membership				Reports				Finance		LCIF
Club Number	Club Name	Charter Date				Times in Status Quo in Past 2 Years	Current Member Count **	YTD Members Added	YTD Members Dropped	YTD Net Growth***	Member Count 1 Year Ago	Dropped Members Avg.Length of Service	Months Since Membership Update	Current Officers Reported ****	Current President Repeated Term	VP Reported *****	Last Date Reported Service (mm/yyyy)	Account Balance	YTD Donations	
5232	PERRYSVILLE	03/20/1951				Active	10	0	0	0.00%	10		12	Y		N	01/2026		\$250.00	
Exc Award (06/30/2018, 06/30/2021, 06/30/2023)																				
32916	PLYMOUTH	11/04/1976				Active	10	0	0	0.00%	10		12	N	None		01/2026			
Exc Award (06/30/2022, 06/30/2023)																				
5233	POLK	11/07/1949				Active	25	4	5	-3.85%	25	6	0	Y	3	N	12/2025		\$1,100.00	
5234	PORT CLINTON	01/21/1954				Active	28	0	1	-3.45%	27	26	1	Y		N	12/2025		\$850.00	
5235	REPUBLIC	05/03/1948				Active	37	0	0	0.00%	34		6	Y		N	09/2025		\$1,000.00	
5236	ROWSBURG	12/28/1954				Active	13	0	3	-18.75%	13	7	0	Y		N	10/2025		\$300.00	
5237	SANDUSKY	05/07/1925				Active	32	1	1	0.00%	32	14	6	Y	2	R	01/2026		\$150.00	
5238	SAVANNAH-CRESTVIEW	02/15/1944				Active	27	0	2	-6.90%	30	10	2	Y		N	01/2026		\$1,750.00	
103762	SHEFFIELD VILLAGE	10/06/2008				Active(1)	13	0	0	0.00%	13		2	Y		N	11/2024			
139936	Shelby United	10/29/2020				Active	15	0	0	0.00%	16		6	Y		N	01/2026			
5243	TIFFIN	02/25/1929				Active	38	0	3	-7.32%	41	26	1	N		N	10/2025			
Exc Award (06/30/2016)																				
5244	UPPER SANDUSKY	01/14/1948				Active	61	0	0	0.00%	61		7	Y		R	12/2025		\$1,500.00	
5245	VERMILION	01/25/1951				Active	43	1	3	-4.44%	44	11	0	Y		N	01/2026		\$1,010.00	
Current Total Clubs Count	YTD New Clubs Count	YTD Cancelled Clubs Count	YTD Net Club Gain	Current Total Members Count	YTD Add	YTD Drop	YTD Net Growth	YTD Net Growth %	Member Count 12 Months Ago	Average Member Count Per Club	% of Clubs with less than 20 members	% No Officer Report in 12 Months	% of Clubs with balance 90+ days	Number of Clubs in Status Quo	% Status Quo Clubs in Financial Suspension	Number of Cancelled Clubs	Average Cancelled Club Age	Members Lost Due to Cancellation	% of Clubs Cancelled for Non-Financial Reasons	
52	0	1	-1	1,564	59	97	-38	-2.37%	1,626	30	29%	4%	8%	0	0%	1	82	5	100%	

* - P - Priority Club. Cancellation Reasons: 1-Objectives/conduct, 2-Non-active club, 5-Non-existing club, 6-Disbanding, 7-Merger, 8-Financial Suspension, 9-District/Multiple District Dues.

** Red denotes below 15 active members.


*** Red denotes 20% + loss.

**** Y - all 3 (President, Secretary, Treasurer) club officers reported, N - not all 3 reported.

***** Abbreviation: N-New, IP-Immediate Past, R-Repeat.



Club Health Assessment for District 13 OH3 through January 2026

			Status	Membership						Reports				Finance	LCIF		
Club Number	Club Name	Charter Date	Times in Status Quo in Past 2 Years	Current Member Count **	YTD Members Added	YTD Members Dropped	YTD Net Growth% ***	Member Count 1 Year Ago	Dropped Members Avg.Length of Service	Months Since Membership Update	Current Officers Reported ****	Current President Repeated Term	VP Reported *****	Last Date Reported Service (mm/yyyy)	Account Balance	YTD Donations	
Clubs more than two years old																	
5452	ADENA	11/01/1945	Active	55	5	4	1.85%	50	35	0	Y		N	01/2026	90+ Days	\$900.00	
	Exc Award (06/30/2016, 06/30/2022)																
5248	AKRON HOST	10/30/1920	Active	9	0	3	-25.00%	12	6	4	Y	12	R	09/2025			
	Exc Award (06/30/2023)																
5255	BEDFORD	01/19/1926	Active	25	1	4	-10.71%	27	19	5	Y	2	R	12/2025			
	Exc Award (06/30/2022, 06/30/2023)																
5456	BOLIVAR	10/21/1943	Active	20	2	0	11.11%	19		0	Y		N	10/2025			
	Exc Award (06/30/2023, 06/30/2024)																
5458	BRILLIANT	04/02/1951	Active	27	0	0	0.00%	33		2	Y	6	R	01/2026			
	Exc Award (06/30/2020, 06/30/2022)																
31845	BROADVIEW HEIGHTS	03/22/1976	Active	63	2	0	3.28%	60		6	Y		N	12/2025		\$7,175.00	
	Exc Award (06/30/2023)																
5459	CADIZ	11/12/1936	Active	28	2	0	7.69%	28		2	Y	5		08/2025			
5460	CAMBRIDGE	11/07/1924	Active	78	1	3	-2.50%	79	11	3	Y		N	01/2026			
	Exc Award (06/30/2020, 06/30/2022)																
5263	CHIPPEWA LAKE	08/23/1956	Active	30	1	13	-28.57%	40	6	1	Y	2	R	07/2025			
	Exc Award (06/30/2022, 06/30/2023)																
5462	CLAYLAND	09/29/1954	Active	33	0	1	-2.94%	35	2	5	Y		N	01/2026			
	Exc Award (06/30/2016, 06/30/2022, 06/30/2023)																
5267	COPLEY NORTON	12/09/1970	Active	23	0	0	0.00%	23		12	Y		N	11/2025			
5464	CRESTON	02/09/1944	Active	19	0	4	-17.39%	21	9	1	Y		N	12/2025			
	Exc Award (06/30/2022)																
5268	CUYAHOGA FALLS	10/28/1925	Active	27	0	0	0.00%	30		2	Y		N	12/2025			
	Exc Award (06/30/2020, 06/30/2022)																
5465	DILLONVALE MOUNT PLEASANT	06/24/1941	Active	9	0	0	0.00%	10		7	Y		N	01/2026		\$100.00	
	Exc Award (06/30/2022)																
5466	DOVER	12/21/1944	Active	33	2	0	6.45%	31		1	Y	2	R	01/2026		\$2,025.00	
	Exc Award (06/30/2023, 06/30/2024)																
5467	DOYLESTOWN	03/02/1934	Active	81	3	3	0.00%	82	4	0	Y		N	11/2025			
	Exc Award (06/30/2018, 06/30/2022, 06/30/2023, 06/30/2024)																



Club Health Assessment for District 13 OH3 through January 2026

			Status	Membership						Reports				Finance	LCIF	
Club Number	Club Name	Charter Date	Times in Status Quo in Past 2 Years	Current Member Count **	YTD Members Added	YTD Members Dropped	YTD Net Growth% ***	Member Count 1 Year Ago	Dropped Members Avg.Length of Service	Months Since Membership Update	Current Officers Reported ****	Current President Repeated Term	VP Reported *****	Last Date Reported Service (mm/yyyy)	Account Balance	YTD Donations
105342	GNADENHUTTEN	05/15/2009	Active	10	7	3	66.67%	8	17	1	Y		N	08/2025		
	Exc Award (06/30/2016)															
116196	GUERNSEY COUNTY	02/28/2012	Active	17	1	3	-10.53%	19	9	1	Y	3		01/2026		
	Exc Award (06/30/2020, 06/30/2022)															
133062	Hudson Cyber	11/02/2017	Active	14	0	0	0.00%	14		12	Y	2		11/2025		
129110	Lakemore	10/10/2016	Active	18	4	0	28.57%	13		5	Y		N	07/2025		\$36.50
	Exc Award (06/30/2020)															
5474	MARSHALLVILLE	04/23/1956	Active	18	1	4	-14.29%	21	5	1	Y	3	R	09/2025		
	Exc Award (06/30/2023)															
106863	MARTINS FERRY	11/11/2009	Active	23	2	0	9.52%	28		4	Y		N	11/2025		
	Exc Award (06/30/2022)															
5284	MEDINA	09/23/1943	Active	18	0	0	0.00%	18		21	Y	4		09/2025		\$50.00
	Exc Award (06/30/2022, 06/30/2023)															
5476	MIDVALE	11/30/1955	Active	13	0	0	0.00%	14		1	Y		N	07/2025		
	Exc Award (06/30/2016, 06/30/2023)															
5477	MILLERSBURG	03/23/1955	Active	51	2	2	0.00%	61	7	1	Y	11		10/2025		
	Exc Award (06/30/2022, 06/30/2023)															
5479	MINGO JUNCTION	01/25/1956	Active(1)	10	0	0	0.00%	11		8	Y	2		07/2025		
	Exc Award (06/30/2017, 06/30/2022)															
5287	MOGADORE	04/12/1951	Active	21	5	1	23.53%	17	11	4	Y	3	R	09/2025	90+ Days	
5481	NEW PHILADELPHIA	06/02/1925	Active	28	0	0	0.00%	28		8	Y		N	12/2025		\$100.00
	Exc Award (06/30/2016)															
5482	NEW PITTSBURG	01/20/1958	Active	9	0	0	0.00%	9		27	Y	8	R	08/2025		
5480	NEWCOMERSTOWN	06/25/1940	Active	7	0	1	-12.50%	9	10	0	Y	10		11/2025		
5289	NORDONIA HILLS	12/03/1963	Active	14	1	2	-6.67%	15	3	6	Y	2	R	08/2025	90+ Days	
	Exc Award (06/30/2023)															
5291	NORTH ROYALTON	11/12/1973	Active	54	6	4	3.85%	53	34	0	Y		N	01/2026		\$700.00
	Exc Award (06/30/2022, 06/30/2023)															
103922	Orrville North	11/06/2008	Active	9	1	2	-10.00%	9	3	0	Y	3		11/2025		\$100.00
	Exc Award (06/30/2022, 06/30/2023)															
111388	PARMA HILLS	06/16/2011	Active(1)	6	0	0	0.00%	7		11	Y	5		11/2025		
5484	RICHMOND	01/20/1949	Active	28	1	0	3.70%	29		2	Y	3	R	12/2025		



Club Health Assessment for District 13 OH3 through January 2026

			Status	Membership						Reports				Finance	LCIF			
Club Number	Club Name	Charter Date	Times in Status Quo in Past 2 Years	Current Member Count **	YTD Members Added	YTD Members Dropped	YTD Net Growth***	Member Count 1 Year Ago	Dropped Members Avg.Length of Service	Months Since Membership Update	Current Officers Reported ****	Current President Repeated Term	VP Reported *****	Last Date Reported Service (mm/yyyy)	Account Balance	YTD Donations		
5485	RITTMAN	10/20/1943	Active	22	0	12	-35.29%	35	2	0	Y	3	R	11/2025	90+ Days	\$100.00		
	Exc Award (06/30/2024)																	
5491	STEUBENVILLE	06/04/1924	Active	12	2	0	20.00%	10		6	Y	7	N	09/2025				
5298	STOW MUNROE FALLS	11/30/1938	Active	40	1	2	-2.44%	40	29	5	Y		N	12/2025				
	Exc Award (06/30/2023)																	
5492	STRASBURG	06/23/1954	Active	20	1	2	-4.76%	20	10	2	Y		N	01/2026				
	Exc Award (06/30/2020, 06/30/2023)																	
5272	SUMMIT NORTH	05/02/1932	Active	33	2	2	0.00%	35	5	2	Y	7	R	07/2025				
5300	TALLMADGE	11/14/1938	Active	10	0	0	0.00%	10		9	Y		R	10/2025				
5494	TORONTO	03/12/1957	Active	17	1	2	-5.56%	16	25	2	Y		R	10/2025				
	Exc Award (06/30/2022)																	
5301	WADSWORTH	10/08/1925	Active	49	5	3	4.26%	50	14	0	Y		N	07/2025	90+ Days	\$600.00		
110379	WARREN TOWNSHIP	02/17/2011	Active	21	0	0	0.00%	21		22	Y	10	R	08/2025				
	Exc Award (06/30/2023)																	
5497	WARWICK L C	12/10/1971	Active	9	0	0	0.00%	9		7	Y	13		01/2026				
	Exc Award (06/30/2016)																	
58689	WESTSHORE	09/16/1996	Active	10	0	0	0.00%	10		9	Y	3		12/2025				
5500	WOOSTER NOON	06/30/1927	Active	74	4	12	-9.76%	82	9	1	Y		N	01/2026				
	Exc Award (06/30/2022)																	
5472	WOOSTER-MADISONBURG EVENING	05/15/1958	Active	7	1	0	16.67%	8		2	Y			12/2025				
	Exc Award (06/30/2023)																	


Clubs Cancelled Previous Fiscal Year – Clubs Cancelled within last 12 months may be reinstated

Club Number	Club Name	Charter Date	Current Status*	Cancellation Date
5493	GARAWAY	04/27/1953	Cancelled(6*)	05/29/2025
5488	SHREVE	04/12/1944	Cancelled(6*)	08/29/2024

Current Total Clubs Count	YTD New Clubs Count	YTD Cancelled Clubs Count	YTD Net Club Gain	Current Total Members Count	YTD Add	YTD Drop	YTD Net Growth	YTD Net Growth %	Member Count 12 Months Ago	Average Member Count Per Club	% of Clubs with less than 20 members	% No Officer Report in 12 Months	% of Clubs with balance 90+ days	Number of Clubs in Status Quo	% Status Quo Clubs in Financial Suspension	Number of Cancelled Clubs	Average Cancelled Club Age	Members Lost Due to Cancellation	% of Clubs Cancelled for Non-Financial Reasons
48	0	0	0	1,252	67	92	-25	-1.96%	1,309	26	46%	0%	10%	0	0%	0	0	0	0%



Club Health Assessment for District 13 OH3 through January 2026

																
Club Number	Club Name	Charter Date	Status	Membership					Reports				Finance	LCIF		
			Times in Status Quo in Past 2 Years	Current Member Count **	YTD Members Added	YTD Members Dropped	YTD Net Growth% ***	Member Count 1 Year Ago	Dropped Members Avg.Length of Service	Months Since Membership Update	Current Officers Reported ****	Current President Repeated Term	VP Reported *****	Last Date Reported Service (mm/yyyy)	Account Balance	YTD Donations

* - P - Priority Club. Cancellation Reasons: 1-Objectives/conduct, 2-Non-active club, 5-Non-existing club, 6-Disbanding, 7-Merger, 8-Financial Suspension, 9-District/Multiple District Dues.

** Red denotes below 15 active members.

*** Red denotes 20% + loss.

**** Y - all 3 (President, Secretary, Treasurer) club officers reported, N - not all 3 reported.

***** Abbreviation: N-New, IP-Immediate Past, R-Repeat.




Club Health Assessment for District 13 OH4 through January 2026

			Status	Membership						Reports				Finance		LCIF
Club Number	Club Name	Charter Date	Times in Status Quo in Past 2 Years	Current Member Count **	YTD Members Added	YTD Members Dropped	YTD Net Growth% ***	Member Count 1 Year Ago	Dropped Members Avg.Length of Service	Months Since Membership Update	Current Officers Reported ****	Current President Repeated Term	VP Reported *****	Last Date Reported Service (mm/yyyy)	Account Balance	YTD Donations
Clubs more than two years old																
5307	ALLIANCE	02/24/1943	Active	28	0	1	-3.45%	28	28	6	Y	2	R	01/2026		\$500.00
5253	ASHTABULA	09/27/1944	Active	18	1	5	-18.18%	23	21	0	Y	2	N	01/2026		\$280.00
33651	AUSTINTOWN	04/29/1977	Active	15	1	2	-6.25%	15	1	1	N	None	R	10/2025		
Exc Award (06/30/2022)																
5310	BOARDMAN	06/06/1968	Active	41	5	6	-2.38%	43	6	2	Y	2	R	01/2026		
5313	BRIMFIELD	02/26/1957	Active	31	1	1	0.00%	34	9	6	Y		N	01/2026		
Exc Award (06/30/2017, 06/30/2018, 06/30/2024)																
30813	CALCUTTA	05/27/1975	Active	32	1	4	-8.57%	33	38	1	Y		IP	01/2026		\$140.00
Exc Award (06/30/2017, 06/30/2025)																
5314	CANAL FULTON	12/08/1971	Active	61	0	10	-14.08%	73	5	1	Y	6	N	01/2026		\$300.00
Exc Award (06/30/2023, 06/30/2024)																
35147	CANFIELD	03/27/1978	Active	41	2	4	-4.65%	43	15	0	Y	2	N	01/2026		\$70.00
Exc Award (06/30/2022)																
5262	CHESTERLAND	01/20/1969	Active	26	0	5	-16.13%	30	2	3	Y	4	R	01/2026		
5266	CONNEAUT	11/30/1944	Active	18	2	1	5.88%	17	60	3	Y		N	08/2025		
5318	CORTLAND	03/06/1939	Active	26	5	4	4.00%	26	7	3	Y	2	R	12/2025		
5319	CRESTWOOD L C	10/26/1970	Active	16	0	0	0.00%	14		1	Y			11/2025		
5324	GIRARD	11/02/1955	Active	10	0	1	-9.09%	11	46	1	Y	5		11/2025		
5325	HARTVILLE	09/20/1946	Active	33	1	0	3.13%	29		2	Y		N	01/2026		\$500.00
Exc Award (06/30/2025)																
5277	HIGHLAND HEIGHTS	10/31/1960	Active	38	0	2	-5.00%	37	9	0	Y	2	N	01/2026		
Exc Award (06/30/2022, 06/30/2023, 06/30/2024)																
5326	HOMEWORTH	04/15/1952	Active	9	1	0	12.50%	8		1	Y	2	R	12/2025		
5327	HUBBARD AREA L C, INC.	10/08/1971	Active	27	7	1	28.57%	23	3	2	Y	2	R	11/2025		
Exc Award (06/30/2022, 06/30/2023)																
5328	JACKSON TOWNSHIP	08/18/1960	Active	28	1	1	0.00%	28	1	3	Y	2	R	01/2026		\$172.00
Exc Award (06/30/2016)																
5329	KENT	10/18/1946	Active	40	4	9	-11.11%	50	9	0	Y		N	01/2026		\$100.00
Exc Award (06/30/2022, 06/30/2024)																



Club Health Assessment for District 13 OH4 through January 2026

			Status	Membership						Reports				Finance	LCIF	
Club Number	Club Name	Charter Date	Times in Status Quo in Past 2 Years	Current Member Count **	YTD Members Added	YTD Members Dropped	YTD Net Growth ***	Member Count 1 Year Ago	Dropped Members Avg.Length of Service	Months Since Membership Update	Current Officers Reported ****	Current President Repeated Term	VP Reported *****	Last Date Reported Service (mm/yyyy)	Account Balance	YTD Donations
5331	LISBON	10/23/1956	Active	35	0	4	-10.26%	36	4	0	Y	2	R	11/2025		
	Exc Award (06/30/2023, 06/30/2024)															
5332	LORDSTOWN	11/19/1973	Active	11	0	0	0.00%	16		6	Y	3		11/2025		
5335	MAGNOLIA	07/30/1943	Active	31	1	4	-8.82%	33	15	1	Y			12/2025		\$275.00
	Exc Award (06/30/2023)															
5337	MASSILLON	03/05/1943	Active	41	0	3	-6.82%	44	5	1	Y		IP	12/2025		\$200.00
5340	NEW MIDDLETOWN	05/02/1957	Active	28	2	1	3.70%	27	13	3	Y	4	R	11/2025		
	Exc Award (06/30/2022)															
5342	NEW WATERFORD	04/02/1957	Active	20	0	0	0.00%	19		2	Y		N	12/2025		\$1,000.00
	Exc Award (06/30/2022)															
5341	NEWTON FALLS	05/17/1951	Active	5	0	0	0.00%	5		18	Y	17	N	12/2025		
5343	NILES	05/27/1948	Active	21	0	2	-8.70%	23	22	1	Y		IP	12/2025		
5345	NORTH CANTON	10/25/1955	Active	26	0	0	0.00%	25		7	Y			01/2026		\$2,000.00
	Exc Award (06/30/2022, 06/30/2023, 06/30/2025)															
5304	NORTH COAST L C	02/13/1962	Active	14	0	0	0.00%	15		8	Y	4	R	01/2026		\$25.00
	Exc Award (06/30/2022)															
5292	PAINESVILLE	05/31/1944	Active	38	2	4	-5.00%	40	4	0	Y	5	R	01/2026		\$483.00
	Exc Award (06/30/2022, 06/30/2024)															
5350	PERRY TOWNSHIP L C	11/01/1945	Active	11	1	0	10.00%	9		3	Y	15	N	08/2025		
55406	POLAND	03/14/1994	Active	28	1	4	-9.68%	31	4	1	Y	2		01/2026		
	Exc Award (06/30/2022, 06/30/2024)															
5348	RANDOLPH	11/02/1965	Active	16	3	4	-5.88%	17	34	1	Y	9		01/2026		
5349	RAVENNA	03/31/1953	Active	6	0	2	-25.00%	8	4	4	Y	3	R	01/2026		
5351	ROOTSTOWN TOWNSHIP	11/28/1956	Active	23	1	7	-20.69%	29	13	0	Y		N	11/2025		
	Exc Award (06/30/2022)															
5352	SALEM	05/25/1942	Active	5	0	0	0.00%	5		13	N	None		10/2025		
29203	SHERRODSVILLE	04/30/1974	Active	12	0	1	-7.69%	12	22	0	Y	2	N	11/2025		
	Exc Award (06/30/2022)															
108421	SOUTHEAST PORTAGE CO.	05/21/2010	Active	19	0	1	-5.00%	20	2	1	Y		N	01/2026		
	Exc Award (06/30/2022)															
5355	SUFFIELD	12/01/1969	Active	19	4	1	18.75%	17	7	0	N	None		01/2026		



Club Health Assessment for District 13 OH4 through January 2026

INTERNATIONAL

Club Number	Club Name	Charter Date	Status	Membership						Reports				Finance	LCIF	
			Times in Status Quo in Past 2 Years	Current Member Count **	YTD Members Added	YTD Members Dropped	YTD Net Growth% ***	Member Count 1 Year Ago	Dropped Members Avg.Length of Service	Months Since Membership Update	Current Officers Reported ****	Current President Repeated Term	VP Reported *****	Last Date Reported Service (mm/yyyy)	Account Balance	YTD Donations
5356	TUSLAW	05/26/1960	Active	14	1	3	-12.50%	16	22	1	Y	2		01/2026		
5357	UNIONTOWN	09/27/1944	Active	47	3	1	4.44%	42	50	1	Y		N	01/2026		\$200.00
5359	WARREN	01/23/1923	Active(1)	9	0	0	0.00%	11		8	Y	11	N	09/2025		
55108	WEST POINT	12/08/1993	Active	24	0	0	0.00%	33		7	Y		N	01/2026		\$700.00
5305	WILLOUGHBY	04/11/1944	Active	13	0	0	0.00%	13		3	Y	16	R	01/2026		
41466	WILLOUGHBY EVENING	06/21/1982	Active	30	0	1	-3.23%	31	4	6	Y		N	01/2026		\$500.00
156973	Willoughby Hills	01/10/2024	Active	32	0	6	-15.79%	44	2	1	Y		N	01/2026		
5363	WINDHAM	11/10/1955	Active	18	0	1	-5.26%	18	3	1	Y	9	N	01/2026		\$407.00
5364	YOUNGSTOWN	10/11/1920	Active	43	0	1	-2.27%	46	51	2	Y		N	01/2026		\$1,000.00
Exc Award (06/30/2022)																

Clubs Cancelled Previous Fiscal Year – Clubs Cancelled within last 12 months may be reinstated

Club Number	Club Name	Charter Date	Current Status*	Cancellation Date
5309	BEACH CITY	11/28/1951	Cancelled(6*)	01/29/2025
5321	EAST LIVERPOOL	09/29/1924	Cancelled(6*)	12/30/2024

Current Total Clubs Count	YTD New Clubs Count	YTD Cancelled Clubs Count	YTD Net Club Gain	Current Total Members Count	YTD Add	YTD Drop	YTD Net Growth	YTD Net Growth %	Member Count 12 Months Ago	Average Member Count Per Club	% of Clubs with less than 20 members	% No Officer Report in 12 Months	% of Clubs with balance 90+ days	Number of Clubs in Status Quo	% Status Quo Clubs in Financial Suspension	Number of Cancelled Clubs	Average Cancelled Club Age	Members Lost Due to Cancellation	% of Clubs Cancelled for Non-Financial Reasons
48	0	0	0	1,177	51	108	-57	-4.62%	1,250	25	42%	2%	0%	0	0%	0	0	0	0%

* - P - Priority Club. Cancellation Reasons: 1-Objectives/conduct, 2-Non-active club, 5-Non-existing club, 6-Disbanding, 7-Merger, 8-Financial Suspension, 9-District/Multiple District Dues.

** Red denotes below 15 active members.

*** Red denotes 20% + loss.

**** Y - all 3 (President, Secretary, Treasurer) club officers reported, N - not all 3 reported.

***** Abbreviation: N-New, IP-Immediate Past, R-Repeat.



Club Health Assessment for District 13 OH5 through January 2026

			Status	Membership						Reports				Finance		LCIF
Club Number	Club Name	Charter Date	Times in Status Quo in Past 2 Years	Current Member Count **	YTD Members Added	YTD Members Dropped	YTD Net Growth% ***	Member Count 1 Year Ago	Dropped Members Avg.Length of Service	Months Since Membership Update	Current Officers Reported ****	Current President Repeated Term	VP Reported *****	Last Date Reported Service (mm/yyyy)	Account Balance	YTD Donations
Clubs more than two years old																
5367	ARCANUM	03/21/1929	Active	34	1	2	-2.86%	35	13	0	Y	3	R	12/2025		
5414	BEXLEY	07/29/1940	Active	21	2	1	5.00%	21	61	0	Y		N	12/2025		\$25.00
5369	BRADFORD	06/29/1939	Cancelled(6*)	0	0	1	-100.00%	6	14	3	N	None		01/2025		
Exc Award (06/30/2016)																
5416	CANAL WINCHESTER	06/14/1939	Active	24	2	0	9.09%	22		6	Y		N	12/2025		\$620.00
Exc Award (06/30/2017, 06/30/2018, 06/30/2021, 06/30/2023, 06/30/2024)																
41964	COLUMBUS BEECHCROFT	11/15/1982	Active	15	1	0	7.14%	15		0	Y	4		01/2026		\$50.00
Exc Award (06/30/2023)																
152791	Columbus East Side	10/10/2022	Active	4	0	0	0.00%	4		12	Y	4		01/2026		
5418	COLUMBUS HILLTOP	09/01/1949	Active	10	0	0	0.00%	11		7	Y	8		07/2025		
5420	COLUMBUS NORTHEAST	03/04/1952	Active	16	0	0	0.00%	19		6	N	4	R	10/2025		
5421	COLUMBUS NORTHERN	09/14/1949	Active	23	4	2	9.52%	24	44	0	Y			10/2025		\$850.00
5423	COLUMBUS SOUTHEAST	05/28/1940	Active	104	21	5	18.18%	77	1	0	Y	4	R	12/2025		
40304	COLUMBUS SOUTHERN PINE	08/24/1981	Active(1)	12	0	0	0.00%	12		23	Y	13		07/2025		
5424	DELAWARE	06/24/1948	Active	14	4	7	-17.65%	17	9	0	Y		N	09/2025		
5425	DUBLIN	12/18/1973	Active	17	1	2	-5.56%	18	4	4	Y		N	09/2025		
5426	GAHANNA	11/07/1945	Active	23	1	1	0.00%	23	32	0	Y	6		12/2025		
Exc Award (06/30/2024)																
31330	GETTYSBURG	11/14/1975	Cancelled(6*)	0	0	12	-100.00%	11	37	9	N	None		12/2024		
5427	GREEN CAMP	08/24/1953	Active	12	1	0	9.09%	12		0	Y	2	R	12/2025		\$40.00
Exc Award (06/30/2023, 06/30/2024)																
5428	GROVE CITY	08/02/1939	Active	47	0	2	-4.08%	43	2	0	Y		N	01/2026		\$100.00
Exc Award (06/30/2018)																
58312	GROVE CITY NOON	05/17/1996	Active	41	2	1	2.50%	40	21	0	Y		N	12/2025		
5432	HILLIARD	06/18/1958	Active	4	1	3	-33.33%	6	24	1	Y		R	12/2025		\$75.00
5433	LA RUE	11/17/1949	Active	21	0	0	0.00%	22		7	Y		N	01/2026		
5381	LAURA	05/27/1949	Active	17	0	0	0.00%	18		7	Y		N	01/2026		\$200.00
5434	LONDON	05/09/1946	Active	22	0	1	-4.35%	24	8	1	Y		R	12/2025		\$250.00




Club Health Assessment for District 13 OH5 through January 2026

			Status	Membership						Reports				Finance	LCIF	
Club Number	Club Name	Charter Date	Times in Status Quo in Past 2 Years	Current Member Count **	YTD Members Added	YTD Members Dropped	YTD Net Growth% ***	Member Count 1 Year Ago	Dropped Members Avg.Length of Service	Months Since Membership Update	Current Officers Reported ****	Current President Repeated Term	VP Reported *****	Last Date Reported Service (mm/yyyy)	Account Balance	YTD Donations
156248	Marion Ohio	10/12/2023	Active	20	0	0	0.00%	18		4	Y	3	N	09/2025		\$1,020.00
5382	MARYSVILLE	06/24/1941	Active	29	0	1	-3.33%	30	2	6	Y			12/2025		
Exc Award (06/30/2016, 06/30/2018, 06/30/2019)																
5383	MECHANICSBURG	05/26/1952	Active	13	0	1	-7.14%	14	16	6	Y	3	R	12/2025		
5386	MILFORD CENTER	11/16/1950	Active	19	2	2	0.00%	19	32	1	Y	3	R	11/2025		
5437	MOUNT GILEAD	02/26/1941	Active	14	0	0	0.00%	15		9	Y	16		12/2025		
5438	NEW ALBANY	11/29/1945	Active	18	1	5	-18.18%	22	15	1	Y		N	11/2025		
5392	NORTH HAMPTON	03/22/1951	Active	20	2	0	11.11%	22		6	Y	5	R	01/2026		
Exc Award (06/30/2017, 06/30/2023)																
5393	NORTHRIDGE	02/12/1958	Active	35	3	1	6.06%	34	5	4	Y	3	R	12/2025		
119530	OLENTANGY NOON	06/03/2013	Active	5	2	8	-54.55%	11	9	0	Y			12/2025	\$50.00	\$1,167.00
5395	PITSBURG	11/04/1946	Active	23	0	3	-11.54%	27	15	0	Y			12/2025		
5439	PLAIN CITY	02/29/1940	Active	50	0	4	-7.41%	55	21	1	Y		N	12/2025		
5440	PLEASANT L C	02/07/1966	Active	28	1	2	-3.45%	31	5	1	N		N	09/2025		
5441	PROSPECT	11/05/1945	Active	38	2	4	-5.00%	42	14	1	Y		N	12/2025		
Exc Award (06/30/2016)																
5442	REYNOLDSBURG	01/29/1948	Active	29	3	6	-9.38%	36	4	0	Y		R	12/2025		
Exc Award (06/30/2018, 06/30/2019, 06/30/2021, 06/30/2022, 06/30/2023)																
5443	RIDGEDALE	02/18/1964	Active	37	0	1	-2.63%	40	18	2	Y		R	12/2025		
5398	SAINT PARIS	11/23/1928	Active	25	0	0	0.00%	24		11	Y	8	R	12/2025		
103995	SPRINGFIELD NATIONAL TRAIL	11/19/2008	Active	10	1	1	0.00%	10	19	0	Y		R	12/2025	\$1,000.00	\$300.00
5447	SUNBURY	08/26/1938	Active	40	5	0	14.29%	35		1	Y		N	11/2025		
Exc Award (06/30/2024)																
5448	TRI VILLAGE	08/08/1950	Active	47	3	2	2.17%	46	12	0	Y		N	01/2026		
5404	TROY	03/25/1942	Active	23	4	0	21.05%	21		1	Y		N	01/2026		
Exc Award (06/30/2016, 06/30/2018, 06/30/2019, 06/30/2022)																
5405	URBANA	10/26/1928	Active	42	0	7	-14.29%	49	12	1	Y		R	12/2025		
Exc Award (06/30/2024)																



Club Health Assessment for District 13 OH5 through January 2026

			Status	Membership						Reports				Finance	LCIF	
Club Number	Club Name	Charter Date	Times in Status Quo in Past 2 Years	Current Member Count **	YTD Members Added	YTD Members Dropped	YTD Net Growth% ***	Member Count 1 Year Ago	Dropped Members Avg.Length of Service	Months Since Membership Update	Current Officers Reported ****	Current President Repeated Term	VP Reported *****	Last Date Reported Service (mm/yyyy)	Account Balance	YTD Donations
5406	VERSAILLES	04/29/1947	Active	22	0	0	0.00%	23		7	Y			08/2025		
	Exc Award (06/30/2016)															
5411	WEST MILTON	03/05/1951	Cancelled(6*)	0	0	0	0.00%	8		7	N	None		11/2024		
	Exc Award (06/30/2016)															
5449	WESTERVILLE	09/29/1928	Active	47	2	2	0.00%	50	13	0	N	None	N	01/2026		\$1,200.00
	Exc Award (06/30/2021, 06/30/2022)															
5412	WOODSTOCK	06/27/1945	Active	49	7	0	16.67%	46		0	Y	10	R	01/2026		
110045	WORTHINGTON NOON	01/06/2011	Active	27	1	4	-10.00%	33	13	0	Y		N	12/2025		
	Exc Award (06/30/2021, 06/30/2024)															

Clubs Cancelled Previous Fiscal Year – Clubs Cancelled within last 12 months may be reinstated

Club Number	Club Name	Charter Date	Current Status*	Cancellation Date
5419	COLUMBUS INNER CITY	05/07/1971	Cancelled(8*)	06/29/2025
62458	OHIO STATE UNIVERSITY	11/08/1999	Cancelled(6*)	08/29/2024

Current Total Clubs Count	YTD New Clubs Count	YTD Cancelled Clubs Count	YTD Net Club Gain	Current Total Members Count	YTD Add	YTD Drop	YTD Net Growth	YTD Net Growth %	Member Count 12 Months Ago	Average Member Count Per Club	% of Clubs with less than 20 members	% No Officer Report in 12 Months	% of Clubs with balance 90+ days	Number of Clubs in Status Quo	% Status Quo Clubs in Financial Suspension	Number of Cancelled Clubs	Average Cancelled Club Age	Members Lost Due to Cancellation	% of Clubs Cancelled for Non-Financial Reasons
45	0	3	-3	1,191	80	94	-14	-1.16%	1,241	26	36%	0%	4%	0	0%	3	97	13	67%

* - P - Priority Club. Cancellation Reasons: 1-Objectives/conduct, 2-Non-active club, 5-Non-existing club, 6-Disbanding, 7-Merger, 8-Financial Suspension, 9-District/Multiple District Dues.

** Red denotes below 15 active members.

*** Red denotes 20% + loss.

**** Y - all 3 (President, Secretary, Treasurer) club officers reported, N - not all 3 reported.

***** Abbreviation: N-New, IP-Immediate Past, R-Repeat.



Club Health Assessment for District 13 OH6 through January 2026

			Status	Membership						Reports				Finance	LCIF	
Club Number	Club Name	Charter Date	Times in Status Quo in Past 2 Years	Current Member Count **	YTD Members Added	YTD Members Dropped	YTD Net Growth% ***	Member Count 1 Year Ago	Dropped Members Avg.Length of Service	Months Since Membership Update	Current Officers Reported ****	Current President Repeated Term	VP Reported *****	Last Date Reported Service (mm/yyyy)	Account Balance	YTD Donations
Clubs less than two years old																
180962	Miami Valley	02/17/2025	Active	23	5	3	9.52%	0	1	0	Y	2	N	12/2025		\$50.00
Clubs more than two years old																
5554	BEAVER	04/04/1952	Active	20	0	0	0.00%	20		24	Y	6		11/2025		
5555	BEAVERCREEK	11/29/1949	Active	15	3	1	15.38%	13	65	0	Y	2	N	01/2026		\$200.00
5556	BELLBROOK	03/06/1947	Active	77	5	3	2.67%	74	8	2	Y		N	11/2025	90+ Days	\$1,020.00
Exc Award (06/30/2022, 06/30/2024)																
5505	CAMDEN	04/27/1948	Active	23	0	2	-8.00%	20	1	2	Y		N	10/2025	90+ Days	
Exc Award (06/30/2016)																
5506	CARLISLE	10/17/1956	Active	35	0	4	-10.26%	35	3	1	Y		N	12/2025		
Exc Award (06/30/2016)																
5561	CHILLICOTHE EVENING	05/02/1924	Active	46	0	1	-2.13%	56	12	5	Y		N	01/2026		\$20.00
Exc Award (06/30/2016, 06/30/2017)																
5508	CINCINNATI HOST	09/23/1920	Active	15	1	0	7.14%	14		5	Y	3	N	01/2026	90+ Days	\$1,000.00
5510	CINNCINNATI - WESTERN HILLS	05/11/1928	Active	28	0	1	-3.45%	29	10	6	Y	2	R	10/2025		
5512	DAYTON	07/23/1920	Active	15	0	3	-16.67%	18	11	1	Y	6	R	12/2025		\$350.00
Exc Award (06/30/2016)																
5515	EATON	04/21/1921	Active(1)	19	1	2	-5.00%	20	27	0	Y	13	R	11/2025		
5565	FAIRBORN	04/27/1945	Active	90	11	7	4.65%	82	3	0	Y	2	R	01/2026		\$1,677.00
Exc Award (06/30/2016, 06/30/2017, 06/30/2020, 06/30/2024)																
5521	GERMANTOWN	08/06/1953	Active	58	4	3	1.75%	58	13	0	Y		N	11/2025		\$1,000.00
5570	GOOD HOPE	09/19/1955	Active	61	3	3	0.00%	60	39	0	Y		N	01/2026		
31008	GOSHEN	06/30/1975	Active	31	0	27	-46.55%	58	9	1	Y		N	12/2025		\$20.00
Exc Award (06/30/2016)																
5571	GREENFIELD	10/19/1951	Active	16	0	1	-5.88%	17	4	5	Y	8	R	09/2025		
5575	JAMESTOWN	03/27/1945	Active	34	0	0	0.00%	31		6	Y	4	R	12/2025		
5576	JEFFERSONVILLE	06/20/1947	Active	25	1	1	0.00%	28	38	5	Y		N	10/2025	90+ Days	\$250.00
5526	LEBANON	04/24/1958	Active	30	2	0	7.14%	25		2	Y	2	R	01/2026		
Exc Award (06/30/2016, 06/30/2017)																




Club Health Assessment for District 13 OH6 through January 2026

			Status	Membership						Reports				Finance	LCIF	
Club Number	Club Name	Charter Date	Times in Status Quo in Past 2 Years	Current Member Count **	YTD Members Added	YTD Members Dropped	YTD Net Growth% ***	Member Count 1 Year Ago	Dropped Members Avg.Length of Service	Months Since Membership Update	Current Officers Reported ****	Current President Repeated Term	VP Reported *****	Last Date Reported Service (mm/yyyy)	Account Balance	YTD Donations
5577	LEESBURG	02/21/1940	Active	12	0	1	-7.69%	13	14	1	Y	8		12/2025	90+ Days	
Exc Award (06/30/2016, 06/30/2017)																
131309	Liberty Twp	06/14/2017	Active	15	4	1	25.00%	14	0	0	Y	4	R	12/2025		
5578	LYNCHBURG	12/15/1952	Active	9	0	0	0.00%	9		6	Y	8	R	01/2026		\$100.00
Exc Award (06/30/2023)																
5529	MAD RIVER	10/21/1954	Active	25	2	0	8.70%	41		4	Y		N	01/2026		\$1,150.00
5528	MADISON	11/05/1963	Active	11	0	0	0.00%	14		7	Y	8	R	11/2025		
5579	MANCHESTER	10/06/1930	Active	10	0	0	0.00%	10		6	Y	4		11/2025		\$250.00
5580	MARTINSVILLE	06/03/1958	Active	14	0	0	0.00%	14		4	Y	4	R	10/2025		\$150.00
5530	MASON	05/25/1973	Active	18	1	0	5.88%	15		6	Y	2	R	01/2026		\$150.00
5531	MIAMISBURG	11/10/1931	Active	21	0	2	-8.70%	25	31	1	Y	2	N	12/2025		\$600.00
5534	MONROE	02/02/1946	Active	11	1	0	10.00%	11		3	Y	5	R	10/2025	90+ Days	
5582	MOUNT ORAB	09/17/1951	Active	18	0	2	-10.00%	19	7	0	Y		N	01/2026		\$377.00
Exc Award (06/30/2018)																
119452	Mowrystown	06/04/2013	Active	5	0	0	0.00%	5		6	Y	9	R	01/2026		
Exc Award (06/30/2017)																
5583	NEW HOLLAND	11/20/1950	Active	23	3	0	15.00%	22		3	Y	16	N	11/2025		\$200.00
5584	NEW VIENNA	08/21/1947	Active	26	0	0	0.00%	27		6	Y		R	12/2025		
5536	NORTHEASTERN L C	03/05/1967	Active	44	1	0	2.33%	49		5	Y	3	R	10/2025		\$1,000.00
Exc Award (06/30/2016)																
5517	NORTHMONT	04/06/1942	Active	16	0	0	0.00%	15		10	Y	3		11/2025		
5538	OXFORD	04/21/1947	Active	55	4	8	-6.78%	62	9	1	Y		N	01/2026		
143224	Paint Valley	10/14/2020	Active	26	0	0	0.00%	26		19	Y	6	R	11/2025		
151583	Peebles	06/30/2022	Active(1)	10	0	0	0.00%	12		3	Y	4		11/2025		
5588	PIKETON	12/01/1952	Active	17	1	1	0.00%	17	20	0	Y	4	R	12/2025		
5590	PORT WILLIAM	03/21/1950	Active	20	0	1	-4.76%	21	3	6	Y		N	10/2025		\$700.00
45487	RIPLEY	11/30/1985	Active	33	0	2	-5.71%	34	3	2	Y	7	N	11/2025	90+ Days	\$100.00
Exc Award (06/30/2023, 06/30/2024)																
5540	ROSS	08/01/1957	Active	59	2	0	3.51%	55		0	Y		N	01/2026		
Exc Award (06/30/2016, 06/30/2019)																



Club Health Assessment for District 13 OH6 through January 2026

			Status	Membership						Reports				Finance	LCIF	
Club Number	Club Name	Charter Date	Times in Status Quo in Past 2 Years	Current Member Count **	YTD Members Added	YTD Members Dropped	YTD Net Growth% ***	Member Count 1 Year Ago	Dropped Members Avg.Length of Service	Months Since Membership Update	Current Officers Reported ****	Current President Repeated Term	VP Reported *****	Last Date Reported Service (mm/yyyy)	Account Balance	YTD Donations
45070	SEAMAN	06/13/1985	Active	38	0	0	0.00%	38		3	Y	2	N	08/2025		\$20.00
5542	SPRINGBORO	02/23/1953	Active	18	2	5	-14.29%	15	34	1	Y	4	R	01/2026		\$300.00
5545	VANDALIA	03/05/1942	Active	25	3	4	-3.85%	27	14	0	Y		N	11/2025		\$1,875.00
Exc Award (06/30/2016)																
5595	WASHINGTON COURT HOUSE	05/15/1934	Active	12	0	0	0.00%	14		4	Y		N	10/2025		
5596	WAVERLY	01/05/1953	Active	41	3	0	7.89%	38		0	Y		N	01/2026	90+ Days	\$350.00
5548	WAYNESVILLE	11/03/1958	Active	18	1	1	0.00%	16	5	0	Y	2	N	01/2026		\$160.00
Exc Award (06/30/2017, 06/30/2025)																
5549	WEST ALEXANDRIA	10/29/1951	Active	15	0	0	0.00%	15		6	Y	2		11/2025		
5550	WEST CARROLLTON	03/14/1947	Active	11	3	0	37.50%	12		3	Y	4	R	10/2025	90+ Days	\$200.00
5598	WEST UNION	03/17/1932	Active	21	0	0	0.00%	21		6	Y			11/2025		
5600	WILMINGTON	05/24/1934	Active	34	0	0	0.00%	36		3	Y		N	10/2025		\$1,100.00

Clubs Cancelled Previous Fiscal Year – Clubs Cancelled within last 12 months may be reinstated

Club Number	Club Name	Charter Date	Current Status*	Cancellation Date
105280	BLANCHESTER	04/20/2009	Cancelled(6*)	06/29/2025
5568	FRANKFORT	03/06/1973	Cancelled(6*)	08/29/2024

Current Total Clubs Count	YTD New Clubs Count	YTD Cancelled Clubs Count	YTD Net Club Gain	Current Total Members Count	YTD Add	YTD Drop	YTD Net Growth	YTD Net Growth %	Member Count 12 Months Ago	Average Member Count Per Club	% of Clubs with less than 20 members	% No Officer Report in 12 Months	% of Clubs with balance 90+ days	Number of Clubs in Status Quo	% Status Quo Clubs in Financial Suspension	Number of Cancelled Clubs	Average Cancelled Club Age	Members Lost Due to Cancellation	% of Clubs Cancelled for Non-Financial Reasons
52	0	0	0	1,392	67	90	-23	-1.63%	1,420	27	44%	0%	17%	0	0%	0	0	0	0%

* - P - Priority Club. Cancellation Reasons: 1-Objectives/conduct, 2-Non-active club, 5-Non-existing club, 6-Disbanding, 7-Merger, 8-Financial Suspension, 9-District/Multiple District Dues.

** Red denotes below 15 active members.

*** Red denotes 20% + loss.

**** Y - all 3 (President, Secretary, Treasurer) club officers reported, N - not all 3 reported.

***** Abbreviation: N-New, IP-Immediate Past, R-Repeat.



Club Health Assessment for District 13 OH7 through January 2026

			Status	Membership						Reports				Finance	LCIF	
Club Number	Club Name	Charter Date	Times in Status Quo in Past 2 Years	Current Member Count **	YTD Members Added	YTD Members Dropped	YTD Net Growth% ***	Member Count 1 Year Ago	Dropped Members Avg.Length of Service	Months Since Membership Update	Current Officers Reported ****	Current President Repeated Term	VP Reported *****	Last Date Reported Service (mm/yyyy)	Account Balance	YTD Donations
Clubs less than two years old																
172305	Pleasantville	06/17/2024	Active	23	5	1	21.05%	18	2	1	Y	3	N	12/2025		\$50.00
Clubs more than two years old																
5603	ALEXANDER L C	12/21/1971	Active	21	0	1	-4.55%	24	15	1	Y			12/2025		\$750.00
5604	AMANDA	05/01/1958	Active	13	1	0	8.33%	12		3	Y		IP	01/2026		\$50.00
5605	ATHENS	03/18/1946	Active	20	1	1	0.00%	17	5	2	N	2	N	01/2026		\$1,600.00
Exc Award (06/30/2017)																
5607	BELPRE	01/28/1953	Active	15	1	0	7.14%	19		1	Y		N	01/2026		\$50.00
5608	BEVERLY	05/28/1945	Active	30	2	1	3.45%	29	3	3	Y		N	01/2026		\$500.00
5610	CARROLL	10/25/1946	P- Active	9	2	4	-18.18%	12	14	2	Y			09/2025		
53587	CARROLL BLOOM	08/15/1992	Active	20	0	0	0.00%	19		3	Y		N	01/2026		\$375.00
Exc Award (06/30/2017, 06/30/2023, 06/30/2024, 06/30/2025)																
5611	CENTERBURG	07/26/1944	Active	9	1	0	12.50%	8		4	Y	19		11/2025	90+ Days	\$100.00
5612	CHAUNCEY DOVER L C	10/15/1970	Active	6	0	0	0.00%	6		7	Y		N	10/2025		
5613	CHESTERHILL	01/13/1954	Active	20	0	1	-4.76%	21	22	6	Y	2	R	01/2026		
5564	COAL GROVE	08/19/1946	Active	28	0	0	0.00%	29		6	N	3		10/2024		
5615	DANVILLE	04/18/1939	Active	6	0	0	0.00%	7		7	N	22		09/2024		
5616	DUNCAN FALLS PHILO	08/14/1953	Active	35	0	0	0.00%	35		19	Y		R	08/2025		\$200.00
5624	EAST KNOX L C	10/26/1971	Active	12	1	0	9.09%	12		6	Y			01/2026		\$1,550.00
Exc Award (06/30/2023, 06/30/2024)																
5617	ETNA	09/15/1948	Active	12	0	1	-7.69%	13	21	5	Y		N	10/2024		
5618	FRAZEYSBURG	09/29/1953	Active	18	2	3	-5.26%	20	2	0	Y	2	R	12/2025		\$200.00
5567	GALLIPOLIS	08/13/1956	Active	33	0	5	-13.16%	37	4	0	Y		N	12/2025		\$5,300.00
5621	GLENFORD	04/10/1962	Active	22	0	0	0.00%	21		9	Y	2		08/2025		
5622	HEATH	01/19/1956	Active	20	6	1	33.33%	15	2	4	Y	5		12/2025		\$200.00
Exc Award (06/30/2018)																
5623	HEBRON	01/30/1941	Active	20	6	0	42.86%	17		1	Y	2	N	12/2025		\$100.00
5573	IRONTON	12/19/1923	Active	16	0	5	-23.81%	21	10	1	Y		N	12/2025		




Club Health Assessment for District 13 OH7 through January 2026

			Status	Membership						Reports				Finance	LCIF	
Club Number	Club Name	Charter Date	Times in Status Quo in Past 2 Years	Current Member Count **	YTD Members Added	YTD Members Dropped	YTD Net Growth% ***	Member Count 1 Year Ago	Dropped Members Avg.Length of Service	Months Since Membership Update	Current Officers Reported ****	Current President Repeated Term	VP Reported *****	Last Date Reported Service (mm/yyyy)	Account Balance	YTD Donations
5574	JACKSON	04/27/1932	Active	35	4	0	12.90%	35		1	Y		N	01/2026		
	Exc Award (06/30/2023)															
5626	LANCASTER	08/25/1939	Active	29	0	0	0.00%	29		10	Y	24		04/2025		
5627	LANCASTER TARHE	12/14/1973	Active	12	0	0	0.00%	12		19	Y	2	R	09/2024		
5628	LICKING VALLEY L C	05/21/1970	Active	56	0	3	-5.08%	60	11	0	Y		N	01/2026		\$500.00
	Exc Award (06/30/2023)															
5630	LOGAN	08/21/1956	Active	22	7	1	37.50%	16	2	0	Y	2	R	12/2025		
5631	MARIETTA NOON	10/13/1924	Active	46	1	5	-8.00%	50	10	0	Y		N	01/2026		\$850.00
	Exc Award (06/30/2023)															
5633	MILLERSPORT	06/06/1946	Active	103	9	23	-11.97%	118	6	0	Y		N	01/2026		\$5,300.00
	Exc Award (06/30/2018, 06/30/2022, 06/30/2023, 06/30/2024)															
5635	MOUNT VERNON	09/17/1970	Active	14	1	0	7.69%	13		6	Y	2	N	12/2025		\$140.00
5637	NEWARK	06/30/1920	Active	48	1	1	0.00%	49	37	5	Y			11/2025		\$550.00
5640	PATASKALA	08/17/1948	Active	35	10	14	-10.26%	42	5	0	Y	3	R	12/2025		\$860.00
5641	PICKERINGTON	09/19/1946	Active	58	4	3	1.75%	67	14	0	Y		N	01/2026		\$1,890.00
5642	POMEROY MIDDLEPORT	01/03/1949	Active	11	1	0	10.00%	10		1	Y	4	R	11/2025		
5643	ROSEVILLE	12/07/1939	Active	6	0	0	0.00%	6		7	Y	13		09/2025		
5644	RUSHVILLE UNION	04/05/1951	Active	43	1	1	0.00%	43	5	5	Y		N	01/2026		\$700.00
5645	SCENIC HILLS L C	04/05/1967	Active	10	0	0	0.00%	13		6	Y	2	R	12/2025		
5646	SOMERSET	11/29/1948	Active	12	0	0	0.00%	12		7	Y	12		10/2024		
5648	SPRINGFIELD TOWNSHIP	04/15/1957	Active	23	0	1	-4.17%	24	8	0	Y	4		11/2024		\$25.00
5649	SUMMIT STATION	05/18/1966	Active	15	1	0	7.14%	14		6	Y		N	07/2025	90+ Days	\$500.00
42384	THE PLAINS	03/31/1983	Active	26	0	1	-3.70%	27	50	5	Y	2	N	12/2025		\$500.00
5650	THORNVILLE	05/11/1951	Active	19	0	1	-5.00%	23	39	4	Y		N	10/2025		\$520.00
5496	WARSAW	03/22/1955	Active	37	0	0	0.00%	37		7	Y			01/2026	90+ Days	
5597	WELLSTON	06/22/1932	Active(1)	10	0	2	-16.67%	16	6	2	Y	2		01/2026		
	Exc Award (06/30/2023)															
5498	WEST LAFAYETTE	04/14/1958	Active	21	0	0	0.00%	22		7	Y	7		12/2025		
66934	ZANESVILLE HOST	12/11/2002	Active	11	4	0	57.14%	7		0	Y			12/2025		



Club Health Assessment for District 13 OH7 through January 2026



Club Number	Club Name	Charter Date	Status	Membership					Reports				Finance	LCIF					
			Times in Status Quo in Past 2 Years	Current Member Count **	YTD Members Added	YTD Members Dropped	YTD Net Growth% ***	Member Count 1 Year Ago	Dropped Members Avg.Length of Service	Months Since Membership Update	Current Officers Reported ****	Current President Repeated Term	VP Reported *****	Last Date Reported Service (mm/yyyy)	Account Balance	YTD Donations			
Clubs Cancelled Previous Fiscal Year – Clubs Cancelled within last 12 months may be reinstated																			
Club Number	Club Name	Charter Date	Current Status*	Cancellation Date															
5629	LIMESTONE VALLEY	03/19/1954	Cancelled(6*)	12/30/2024															
149635	South Point Chesapeake	01/25/2022	Cancelled(6*)	12/30/2024															
5651	WEST MUSKINGUM L C	03/19/1970	Cancelled(6*)	12/30/2024															
Current Total Clubs Count	YTD New Clubs Count	YTD Cancelled Clubs Count	YTD Net Club Gain	Current Total Members Count	YTD Add	YTD Drop	YTD Net Growth	YTD Net Growth %	Member Count 12 Months Ago	Average Member Count Per Club	% of Clubs with less than 20 members	% No Officer Report in 12 Months	% of Clubs with balance 90+ days	Number of Clubs in Status Quo	% Status Quo Clubs in Financial Suspension	Number of Cancelled Clubs	Average Cancelled Club Age	Members Lost Due to Cancellation	% of Clubs Cancelled for Non-Financial Reasons
46	0	0	0	1,110	72	80	-8	-0.72%	1,157	24	43%	0%	7%	0	0%	0	0	0	0%

* - P - Priority Club. Cancellation Reasons: 1-Objectives/conduct, 2-Non-active club, 5-Non-existing club, 6-Disbanding, 7-Merger, 8-Financial Suspension, 9-District/Multiple District Dues.

** Red denotes below 15 active members.


*** Red denotes 20% + loss.

**** Y - all 3 (President, Secretary, Treasurer) club officers reported, N - not all 3 reported.

***** Abbreviation: N-New, IP-Immediate Past, R-Repeat.



Club Health Assessment for District 14 A through January 2026

			Status	Membership					Reports				Finance	LCIF		
Club Number	Club Name	Charter Date	Times in Status Quo in Past 2 Years	Current Member Count **	YTD Members Added	YTD Members Dropped	YTD Net Growth% ***	Member Count 1 Year Ago	Dropped Members Avg.Length of Service	Months Since Membership Update	Current Officers Reported ****	Current President Repeated Term	VP Reported *****	Last Date Reported Service (mm/yyyy)	Account Balance	YTD Donations
Clubs less than two years old																
180794	Delaware Valley Town Watch	03/06/2025	Active	21	0	0	0.00%	0		3	Y	2	N	07/2025		
181769	Philadelphia Altru Vision	07/10/2025	Active	20	20	0	100.00%	0		5	Y		N			
182345	Philadelphia Asian American	09/15/2025	Active	23	23	0	100.00%	0		4	Y		N		90+ Days	
Clubs more than two years old																
5654	ASTON TOWNSHIP	08/03/1948	Active	36	0	0	0.00%	39		8	Y		R	12/2025		\$1,000.00
143617	Aston Township Lioness	11/20/2020	Active	42	3	2	2.44%	43	3	1	Y		R			
6441	AUDUBON OAKS	10/25/1950	Active	13	0	0	0.00%	13		21	Y	3		11/2022		
6442	BALA CYNWYD NARBERTH	06/13/1944	Active(1)	2	0	0	0.00%	2		8	Y	8		04/2018		
5672	BENSALEM TOWNSHIP	01/29/1948	Active	54	1	5	-6.90%	52	4	1	Y	2	N	01/2026		
5656	BRISTOL	02/12/1952	Active	40	0	0	0.00%	40		28	Y	2	N	05/2016		
98405	BUCKS CO ASSN - BLIND & VISUALLY IMPAIRED	01/29/2007	Active	27	1	0	3.85%	22		0	Y	4	R	12/2018		
131521	Bucks County Community College	06/28/2017	Active	1	0	0	0.00%	1		13	N	None				
5658	CHALFONT	09/14/1936	Active	19	0	1	-5.00%	20	21	0	Y	2		07/2025		
6444	COLLEGEVILLE	03/02/1927	Active	30	0	0	0.00%	30		15	Y	3	N	03/2024		
	Exc Award (06/30/2023)															
5663	DOYLESTOWN	05/01/1945	Active	13	0	1	-7.14%	15	21	5	Y		N	11/2025		
143157	East Penn Hill Lioness	10/09/2020	Active	18	3	5	-10.00%	19	8	2	Y		N	10/2025	90+ Days	
	Exc Award (06/30/2023)															
137925	Feasterville-Trevoise	05/13/2019	Active	30	1	3	-6.25%	33	3	0	Y	3	N	01/2026		
6451	GREEN LANE MARLBORO	10/20/1948	Active	26	0	0	0.00%	26		6	Y		N	10/2024		
	Exc Award (06/30/2018, 06/30/2019, 06/30/2023)															
6452	HARLEYSVILLE	01/25/1945	Active	38	0	1	-2.56%	37	41	1	Y			06/2018		\$1,300.00
6453	HATBORO	05/12/1948	Active	23	1	1	0.00%	22	8	2	Y		R	05/2021		
6454	HATFIELD	02/09/1939	Active	7	1	3	-22.22%	9	31	4	Y	21	R	05/2025		
5667	HILLTOWN TOWNSHIP	12/05/1947	Active	10	0	0	0.00%	10		4	Y	11		01/2019		
5669	LANGHORNE	01/15/1932	Active	14	0	0	0.00%	15		7	Y		IP	11/2025		



Club Health Assessment for District 14 A through January 2026

			Status	Membership						Reports				Finance	LCIF	
Club Number	Club Name	Charter Date	Times in Status Quo in Past 2 Years	Current Member Count **	YTD Members Added	YTD Members Dropped	YTD Net Growth% ***	Member Count 1 Year Ago	Dropped Members Avg.Length of Service	Months Since Membership Update	Current Officers Reported ****	Current President Repeated Term	VP Reported *****	Last Date Reported Service (mm/yyyy)	Account Balance	YTD Donations
6459	LANSDALE	06/29/1938	Active	21	0	1	-4.55%	22	46	0	Y	5		11/2025	90+ Days	
5670	LANSDOWNE	03/17/1955	Active	5	0	0	0.00%	6		11	Y	5	R			
5675	MEDIA	10/24/1946	Active(1)	17	4	0	30.77%	14		4	Y	4	R	04/2019		\$300.00
5680	NEWTOWN	09/24/1969	Active	8	0	1	-11.11%	9	42	3	Y			10/2022		\$200.00
5661	NORTHAMPTON TOWNSHIP	01/24/1958	Active	12	0	3	-20.00%	14	25	1	Y	2	R	10/2025		\$1,000.00
6467	ORELAND	04/10/1950	Active	19	0	2	-9.52%	25	20	2	Y		N	04/2019		
5682	PERKASIE	07/13/1938	Active	46	0	0	0.00%	45		11	Y		N	09/2025		
5693	PHIL NORTHEAST	08/10/1933	Active	50	0	0	0.00%	47		8	Y		N	02/2025		
Exc Award (06/30/2018, 06/30/2024)																
5700	PHIL SO PHIL	11/19/1935	Active	54	0	4	-6.90%	54	12	0	Y	2	R	03/2024	\$1,000.00	
Exc Award (06/30/2018)																
50746	PHILA WILLS EYE HOSPITAL	06/26/1990	Active	12	0	0	0.00%	13		10	Y	8	N	01/2023		
154093	Philadelphia Chapel of the Four Chaplains	05/04/2023	Active	57	7	5	3.64%	56	4	0	Y		N	03/2024		
36302	PHILADELPHIA FILIPINO AMERICAN	12/05/1978	Active(1)	12	2	6	-25.00%	18	18	2	N	3	R	11/2014		
40600	PHILADELPHIA LAW ENFORCEMENT	12/10/1981	Active	9	0	0	0.00%	9		21	N	17	R	05/2024	\$100.00	
5690	PHILADELPHIA LINDLEY OLNEY	06/10/1942	Cancelled(8*)	0	0	9	-100.00%	9	24	3	N	None		10/2020	90+ Days	
142205	Philadelphia Roxborough-Manayunk	07/16/2020	Active(2)	42	2	13	-20.75%	47	4	0	Y					
6478	POTTSTOWN-STOWE	09/02/1953	Active	15	3	1	15.38%	13	61	2	Y	11	R	07/2025	\$1,750.00	
5706	QUAKERTOWN	09/20/1939	Active	21	3	0	16.67%	18		3	Y		N	12/2025	\$450.00	
6473	ROYERSFORD	12/29/1937	Active	11	0	0	0.00%	11		13	Y	8	R	06/2019		
84618	Salus University	01/03/2005	Cancelled(8*)	0	0	16	-100.00%	15	2	3	N	None		11/2014	90+ Days	
6476	SKIPPACK	08/03/1953	Active(3)	18	1	1	0.00%	19	51	3	Y		N	09/2022		
6477	SOUDERTON	02/16/1927	Active	11	1	0	10.00%	10		2	Y	8		01/2026		
5712	SOUTHAMPTON - WARMINSTER AREA	03/15/1961	Active(2)	16	0	0	0.00%	20		1	Y	11		05/2017		
5714	SPRINGFIELD	03/23/1948	Active	56	2	4	-3.45%	60	34	3	Y		N	10/2019	\$1,100.00	
5715	SPRINGFIELD TOWNSHIP	02/18/1946	Active(1)	24	0	1	-4.00%	26	28	5	Y		N	03/2025	\$2,000.00	
Exc Award (06/30/2024)																



Club Health Assessment for District 14 A through January 2026

INTERNATIONAL

			Status		Membership						Reports				Finance		LCIF		
Club Number	Club Name	Charter Date	Times in Status Quo in Past 2 Years	Current Member Count **	YTD Members Added	YTD Members Dropped	YTD Net Growth% ***	Member Count 1 Year Ago	Dropped Members Avg.Length of Service	Months Since Membership Update	Current Officers Reported ****	Current President Repeated Term	VP Reported *****	Last Date Reported Service (mm/yyyy)	Account Balance	YTD Donations			
5716	SWARTHMORE	05/09/1951	Active	17	1	0	6.25%	20		6	Y	8		10/2018	90+ Days				
5718	TRUMBAUERSVILLE	11/21/1946	Active	29	0	0	0.00%	25		9	Y	7	R	06/2019					
6468	UPPER PERKIOMEN VALLEY	09/29/1943	Active	24	0	1	-4.00%	29	7	0	Y	3		09/2023					
Exc Award (06/30/2018)																			
5721	WARRINGTON TWSP	10/20/1941	Active	31	1	0	3.33%	29		4	Y	5	N	04/2025					
31998	WESTERN DELAWARE VALLEY L C	04/07/1976	Active	58	4	1	5.45%	50	11	0	Y	2	R	06/2018					
6485	WHITEMARSH	01/30/1950	Active	12	0	0	0.00%	12		9	Y	2		07/2022					
6487	WILLOW GROVE	02/09/1950	Active	15	0	0	0.00%	15		11	Y		IP	01/2026					
121760	Yardley-Makefield	04/01/2014	Active	28	0	4	-12.50%	32	7	2	Y	2	R	06/2019					
Current Total Clubs Count	YTD New Clubs Count	YTD Cancelled Clubs Count	YTD Net Club Gain	Current Total Members Count	YTD Add	YTD Drop	YTD Net Growth %	Member Count 12 Months Ago	Average Member Count Per Club	% of Clubs with less than 20 members	% No Officer Report in 12 Months	% of Clubs with balance 90+ days	Number of Clubs in Status Quo	% Status Quo Clubs in Financial Suspension	Number of Cancelled Clubs	Average Cancelled Club Age	Members Lost Due to Cancellation	% of Clubs Cancelled for Non-Financial Reasons	
52	2	2	0	1,257	85	95	-10	-0.79%	1,240	24	48%	2%	8%	0	0%	2	52	25	0%

* - P - Priority Club. Cancellation Reasons: 1-Objectives/conduct, 2-Non-active club, 5-Non-existing club, 6-Disbanding, 7-Merger, 8-Financial Suspension, 9-District/Multiple District Dues.

** Red denotes below 15 active members.

*** Red denotes 20% + loss.

**** Y - all 3 (President, Secretary, Treasurer) club officers reported, N - not all 3 reported.

***** Abbreviation: N-New, IP-Immediate Past, R-Repeat.



Club Health Assessment for District 14 B through January 2026

			Status	Membership						Reports				Finance	LCIF	
Club Number	Club Name	Charter Date	Times in Status Quo in Past 2 Years	Current Member Count **	YTD Members Added	YTD Members Dropped	YTD Net Growth% ***	Member Count 1 Year Ago	Dropped Members Avg.Length of Service	Months Since Membership Update	Current Officers Reported ****	Current President Repeated Term	VP Reported *****	Last Date Reported Service (mm/yyyy)	Account Balance	YTD Donations
Clubs more than two years old																
5725	BETHEL PARK	12/09/1942	Active	62	2	1	1.64%	61	24	0	Y		N	10/2025		
Exc Award (06/30/2023)																
38566	BLMF LAWRENCEVLE AREA L C	06/03/1980	Cancelled(8*)	0	0	13	-100.00%	0	17	3	N	None		07/2023	90+ Days	
129297	Bridgeville Greater Area	11/11/2016	Active	9	0	4	-30.77%	13	20	0	Y	2	N	11/2025		
5731	CENTRAL ELIZABETH TOWNSHIP	03/01/1962	Active	11	0	0	0.00%	11		4	N			06/2022	90+ Days	
5732	CHESWICK SPRINGDALE	02/10/1945	Active	13	0	2	-13.33%	15	45	2	Y	9		12/2025		
5733	CLAIRTON	04/18/1922	Active	28	1	12	-28.21%	39	21	2	Y		N	11/2025		
5736	ELFINWILD	12/14/1949	Active	27	1	1	0.00%	19	17	1	Y	3	N	12/2025		\$1,100.00
5751	MCKEESPORT	02/27/1922	Active	35	3	1	6.06%	32	8	0	Y		R	01/2026		\$100.00
Exc Award (06/30/2022)																
111378	MON RIVER FLEET	06/17/2011	Active	26	2	0	8.33%	27		0	Y		N	12/2025	90+ Days	\$400.00
5753	MONROEVILLE	10/02/1952	Active	25	0	0	0.00%	26		7	Y		N	01/2026		\$180.00
5754	MT. LEBANON	03/06/1929	Active	24	0	0	0.00%	29		8	Y	2	R	12/2025		\$1,000.00
5757	OAKMONT	04/05/1940	Active	42	1	0	2.44%	40		1	Y		N	12/2025		\$320.00
37032	PITCAIRN	05/09/1979	Active	16	3	0	23.08%	11		3	Y	5	N	01/2026		
52968	PITTSBURG SHADYSIDE-SQUIR HILL	04/27/1992	Active	10	0	0	0.00%	10		7	Y	15		12/2023		
5760	PITTSBURGH	11/27/1920	Active	15	9	0	150.00%	6		1	N			12/2025		
46273	PITTSBURGH BRENTWOOD	06/12/1986	Active	12	1	1	0.00%	12	36	0	Y	2	N	01/2026		
56175	PITTSBURGH DEAF BLIND	10/24/1994	Active	10	0	1	-9.09%	12	5	1	Y	4		10/2025		\$100.00
5765	PITTSBURGH GRANDVIEW	12/08/1948	Active	14	0	0	0.00%	14		18	Y		N	10/2025		
45401	PITTSBURGH HILLTOP	10/07/1985	Active	16	0	0	0.00%	16		4	N	5		02/2024		
5773	PLEASANT HILLS	12/18/1940	Active	22	1	0	4.76%	21		0	Y	2	N	01/2026		
5775	ROBINSON	10/10/1955	Active	20	3	3	0.00%	18	5	3	Y	3	N	09/2025	90+ Days	
5748	SOUTH PARK L C	05/18/1960	Active	28	3	0	12.00%	24		3	Y		N	09/2025		
5752	STO-KEN-ROX	06/23/1937	Active	12	0	0	0.00%	12		2	Y	13	R	12/2025		
5777	TARENTUM AREA	03/23/1939	Active	22	1	0	4.76%	22		6	Y	4	R	12/2025		\$500.00



Club Health Assessment for District 14 B through January 2026

INTERNATIONAL

Club Number	Club Name	Charter Date	Status	Membership						Reports					Finance	LCIF
			Times in Status Quo in Past 2 Years	Current Member Count **	YTD Members Added	YTD Members Dropped	YTD Net Growth% ***	Member Count 1 Year Ago	Dropped Members Avg.Length of Service	Months Since Membership Update	Current Officers Reported ****	Current President Repeated Term	VP Reported *****	Last Date Reported Service (mm/yyyy)	Account Balance	YTD Donations
5782	WEST MIFFLIN	09/14/1953	Active	29	0	1	-3.33%	29	2	0	Y	4	R	01/2026		
5785	WHITE OAK	03/20/1950	Active	30	0	0	0.00%	30		19	Y		IP	12/2025		
5784	WHITEHALL COMMUNITY	03/11/1949	Active	18	0	2	-10.00%	19	36	2	Y	3	R	12/2025		\$175.00

Clubs Cancelled Previous Fiscal Year – Clubs Cancelled within last 12 months may be reinstated

Club Number	Club Name	Charter Date	Current Status*	Cancellation Date
5744	HOMESTEAD DISTRICT	10/30/1947	Cancelled(6*)	12/30/2024
5750	NORTHERN ALLEGHENY	03/21/1950	Cancelled(6*)	06/29/2025
5767	PITTSBURGH NORTH SIDE	05/27/1935	Cancelled(8*)	12/30/2024

Current Total Clubs Count	YTD New Clubs Count	YTD Cancelled Clubs Count	YTD Net Club Gain	Current Total Members Count	YTD Add	YTD Drop	YTD Net Growth	YTD Net Growth %	Member Count 12 Months Ago	Average Member Count Per Club	% of Clubs with less than 20 members	% No Officer Report in 12 Months	% of Clubs with balance 90+ days	Number of Clubs in Status Quo	% Status Quo Clubs in Financial Suspension	Number of Cancelled Clubs	Average Cancelled Club Age	Members Lost Due to Cancellation	% of Clubs Cancelled for Non-Financial Reasons
26	0	1	-1	576	31	42	-11	-1.87%	568	22	46%	0%	12%	0	0%	1	287	13	-100%

* - P - Priority Club. Cancellation Reasons: 1-Objectives/conduct, 2-Non-active club, 5-Non-existing club, 6-Disbanding, 7-Merger, 8-Financial Suspension, 9-District/Multiple District Dues.

** Red denotes below 15 active members.

*** Red denotes 20% + loss.

**** Y - all 3 (President, Secretary, Treasurer) club officers reported, N - not all 3 reported.

***** Abbreviation: N-New, IP-Immediate Past, R-Repeat.



Club Health Assessment for District 14 C through January 2026

			Status	Membership						Reports				Finance	LCIF	
Club Number	Club Name	Charter Date	Times in Status Quo in Past 2 Years	Current Member Count **	YTD Members Added	YTD Members Dropped	YTD Net Growth% ***	Member Count 1 Year Ago	Dropped Members Avg.Length of Service	Months Since Membership Update	Current Officers Reported ****	Current President Repeated Term	VP Reported *****	Last Date Reported Service (mm/yyyy)	Account Balance	YTD Donations
Clubs more than two years old																
5789	ARENDSVILLE	06/13/1973	Active	26	2	2	0.00%	27	6	0	Y			01/2026		\$675.00
	Exc Award (06/30/2023, 06/30/2025)															
5791	BOILING SPRINGS	05/23/1947	Active	47	8	2	14.63%	36	3	0	Y		N	01/2026		\$2,640.00
	Exc Award (06/30/2022, 06/30/2024)															
5792	BROGUE COMMUNITY	03/05/1959	Active	15	0	2	-11.76%	18	2	1	Y			01/2026		\$1,618.00
	Exc Award (06/30/2023, 06/30/2024)															
5793	CAMP HILL	11/24/1952	Active	32	2	3	-3.03%	34	23	0	Y		N	01/2026		
	Exc Award (06/30/2023)															
5794	CARLISLE	02/16/1933	Active	25	4	0	19.05%	19		4	Y		N	01/2026		
	Exc Award (06/30/2021, 06/30/2022, 06/30/2023)															
5795	CASHTOWN COMMUNITY	12/08/1959	Active(1)	15	2	0	15.38%	16		3	Y	11		12/2025		
5796	DALLASTOWN	11/17/1933	Active	19	1	2	-5.00%	21	8	1	Y		N	01/2026		\$750.00
	Exc Award (06/30/2018)															
5797	DILLSBURG	11/05/1931	Active	41	1	0	2.50%	40		0	Y		N	01/2026		
	Exc Award (06/30/2023)															
5798	DOVER	05/08/1939	Active	38	1	1	0.00%	40	54	1	Y	2	R	12/2025		
	Exc Award (06/30/2023)															
5799	EAST BERLIN	08/27/1957	Active	19	0	1	-5.00%	20	53	3	Y	2		01/2025		
5807	EAST PENNSBORO	02/26/1946	Active(1)	9	0	1	-10.00%	10	33	1	N	6		01/2026		
5800	EAST PROSPECT	04/23/1952	Active	14	0	0	0.00%	15		5	Y	2	R	11/2025		\$600.00
	Exc Award (06/30/2023)															
5802	FAIRFIELD	06/25/1945	Active	21	2	2	0.00%	20	2	0	Y	4	R	01/2026	90+ Days	
	Exc Award (06/30/2025)															
5804	GETTYSBURG	01/23/1924	Active	8	0	0	0.00%	9		7	Y			05/2025		\$50.00
5809	HANOVER	08/12/1932	Active	44	2	4	-4.35%	46	3	0	Y		N	01/2026		
	Exc Award (06/30/2023, 06/30/2025)															
46395	HANOVER WEST MANHEIM TOWNSHIP	06/30/1986	Active	7	1	2	-12.50%	10	20	0	Y	2		01/2026		\$1,000.00
5811	JACKSONVILLE	11/16/1960	Active	14	0	0	0.00%	14		4	Y		N	12/2025		\$1,000.00
	Exc Award (06/30/2018, 06/30/2022)															



Club Health Assessment for District 14 C through January 2026

			Status	Membership						Reports				Finance		LCIF
Club Number	Club Name	Charter Date	Times in Status Quo in Past 2 Years	Current Member Count **	YTD Members Added	YTD Members Dropped	YTD Net Growth% ***	Member Count 1 Year Ago	Dropped Members Avg.Length of Service	Months Since Membership Update	Current Officers Reported ****	Current President Repeated Term	VP Reported *****	Last Date Reported Service (mm/yyyy)	Account Balance	YTD Donations
5812	JACOBUS	02/28/1952	Active	51	1	2	-1.92%	48	8	2	Y	2		01/2026	90+ Days	\$320.00
Exc Award (06/30/2022)																
146517	Jacobus Area Lioness	06/09/2021	Active	43	0	2	-4.44%	43	4	0	Y		N	10/2025		
Exc Award (06/30/2022, 06/30/2024)																
5813	JEFFERSON COMMUNITY L C	02/11/1965	Active	19	0	1	-5.00%	21	51	0	Y		N	08/2024		
5814	KREUTZ CREEK VALLEY	04/24/1942	Active	10	0	0	0.00%	13		10	Y		N	12/2025		
Exc Award (06/30/2023)																
5817	LITTLESTOWN	09/28/1939	Active	9	1	0	12.50%	9		0	Y	17		01/2026		
5820	MASON + DIXON	10/16/1930	Active	22	11	1	83.33%	13	4	0	Y	2		07/2025		
5821	MECHANICSBURG	10/05/1949	Active	98	13	1	13.95%	86	4	0	Y		N	01/2026		\$740.00
Exc Award (06/30/2018, 06/30/2021, 06/30/2022, 06/30/2023, 06/30/2024)																
5822	MOUNT HOLLY SPRINGS	03/19/1946	Active	19	2	4	-9.52%	21	17	1	Y		R	01/2026		
150825	New Cumberland Area	05/19/2022	Active	12	1	0	9.09%	11		3	Y		R	12/2025		
5825	NEW FREEDOM	09/28/1933	Active	43	1	5	-8.51%	46	2	0	Y		N	01/2026	\$2,414.00	
Exc Award (06/30/2018, 06/30/2020, 06/30/2022, 06/30/2023, 06/30/2024, 06/30/2025)																
5827	NEWVILLE	05/09/1947	Active	23	1	7	-20.69%	30	14	1	Y	2	R	01/2026		
Exc Award (06/30/2018)																
5829	PINCHOT PARK	10/14/1959	Active	10	0	0	0.00%	10		7	Y	2	R	06/2025		
Exc Award (06/30/2023)																
5830	PLAINFIELD	01/05/1959	Active	18	2	1	5.88%	20	43	1	Y		N	12/2025	\$200.00	
Exc Award (06/30/2023, 06/30/2024)																
5831	RED LION	01/02/1924	Active	19	1	5	-17.39%	26	19	0	Y		N	11/2025		
Exc Award (06/30/2024)																
5833	SHILOH	12/12/1951	Active	40	0	2	-4.76%	40	50	1	Y	3	N	12/2025	\$300.00	
5834	SHIPPENSBURG	10/18/1932	Active	32	2	3	-3.03%	36	6	0	Y		N	01/2026	\$1,600.00	
Exc Award (06/30/2023)																
132697	Shrewsbury Area Centennial	10/04/2017	Active	19	1	5	-17.39%	23	2	1	Y		N	01/2026		
Exc Award (06/30/2021, 06/30/2022)																
5838	SPRING GROVE	01/13/1933	Active	29	1	2	-3.33%	27	35	0	Y		N	12/2025	\$50.00	
5839	STEWARTSTOWN	12/16/1932	Active	42	0	7	-14.29%	46	16	0	Y		N	07/2025	\$1,150.00	



Club Health Assessment for District 14 C through January 2026

			Status	Membership						Reports				Finance	LCIF	
Club Number	Club Name	Charter Date	Times in Status Quo in Past 2 Years	Current Member Count **	YTD Members Added	YTD Members Dropped	YTD Net Growth***	Member Count 1 Year Ago	Dropped Members Avg.Length of Service	Months Since Membership Update	Current Officers Reported ****	Current President Repeated Term	VP Reported *****	Last Date Reported Service (mm/yyyy)	Account Balance	YTD Donations
Exc Award (06/30/2018, 06/30/2022, 06/30/2023)																
5840	SUSQUEHANNA	10/12/1933	Active	59	2	1	1.72%	59	2	0	Y		N	10/2025		\$25.00
Exc Award (06/30/2023)																
5841	UPPER ADAMS COUNTY	03/23/1939	Active	31	3	1	6.90%	32	0	0	Y		N	12/2025		
Exc Award (06/30/2024)																
5845	WEST SHORE	05/28/1941	Active	15	2	1	7.14%	14	11	0	Y	5		10/2024		
5846	WINDSOR	01/25/1954	Active	21	1	0	5.00%	19		2	Y		N	01/2026		\$500.00
Exc Award (06/30/2018, 06/30/2019, 06/30/2022)																
33520	YORK NEW SALEM	03/16/1977	Cancelled(6*)	0	0	16	-100.00%	15	26	0	N	None		10/2024		
Exc Award (06/30/2023)																
5852	YORK SPRINGS	03/01/1939	Active	47	0	1	-2.08%	44	34	0	Y		N	01/2026		\$70.00
108038	YORK WHITE ROSE	04/08/2010	Active	21	0	3	-12.50%	21	5	1	Y		N	01/2025		\$50.00
Exc Award (06/30/2017, 06/30/2022, 06/30/2023, 06/30/2024)																

Clubs Cancelled Previous Fiscal Year – Clubs Cancelled within last 12 months may be reinstated

Club Number	Club Name	Charter Date	Current Status*	Cancellation Date
5826	NEW OXFORD	03/16/1939	Cancelled(6*)	01/29/2025

Current Total Clubs Count	YTD New Clubs Count	YTD Cancelled Clubs Count	YTD Net Club Gain	Current Total Members Count	YTD Add	YTD Drop	YTD Net Growth	YTD Net Growth %	Member Count 12 Months Ago	Average Member Count Per Club	% of Clubs with less than 20 members	% No Officer Report in 12 Months	% of Clubs with balance 90+ days	Number of Clubs in Status Quo	% Status Quo Clubs in Financial Suspension	Number of Cancelled Clubs	Average Cancelled Club Age	Members Lost Due to Cancellation	% of Clubs Cancelled for Non-Financial Reasons
42	0	1	-1	1,146	72	93	-21	-1.80%	1,168	27	45%	0%	5%	0	0%	1	135	16	100%

* - P - Priority Club. Cancellation Reasons: 1-Objectives/conduct, 2-Non-active club, 5-Non-existing club, 6-Disbanding, 7-Merger, 8-Financial Suspension, 9-District/Multiple District Dues.

** Red denotes below 15 active members.

*** Red denotes 20% + loss.

**** Y - all 3 (President, Secretary, Treasurer) club officers reported, N - not all 3 reported.

***** Abbreviation: N-New, IP-Immediate Past, R-Repeat.



Club Health Assessment for District 14 D through January 2026

			Status	Membership						Reports				Finance	LCIF	
Club Number	Club Name	Charter Date	Times in Status Quo in Past 2 Years	Current Member Count **	YTD Members Added	YTD Members Dropped	YTD Net Growth% ***	Member Count 1 Year Ago	Dropped Members Avg.Length of Service	Months Since Membership Update	Current Officers Reported ****	Current President Repeated Term	VP Reported *****	Last Date Reported Service (mm/yyyy)	Account Balance	YTD Donations
Clubs less than two years old																
190916	Lancaster-Lebanon Disaster Relief	10/30/2025	Active	27	27	0	100.00%	0		0	Y			11/2025		
180687	Warwick Area	02/02/2025	Active	23	0	2	-8.00%	0	1	1	Y	2		01/2026		\$170.00
Clubs more than two years old																
5856	AKRON	12/02/1938	Active	37	2	6	-9.76%	39	30	2	Y		N	10/2025		
5857	BAREVILLE LEOLA LEACO	03/14/1927	Active	24	1	3	-7.69%	26	23	0	Y	2	R	11/2024		
5858	BARON STIEGEL	06/01/1943	Active	28	1	1	0.00%	27	2	2	Y		N	01/2026		\$977.00
5862	CHRISTIANA	10/30/1941	Active	29	3	1	7.41%	27	3	0	Y	2	R	01/2026		
5864	COLUMBIA	04/15/1947	Active	56	1	0	1.82%	53		1	Y	4	N	12/2025		
38029	CONOY L C	02/04/1980	Active	39	3	1	5.41%	37	19	0	Y		N	01/2026		
5866	DENVER	08/27/1926	Active	30	0	1	-3.23%	31	43	3	Y		N	01/2026		\$950.00
	Exc Award (06/30/2023)															
5867	EAST COCALICO	01/09/1944	Active	65	0	3	-4.41%	68	25	3	Y		N	01/2026		\$120.00
	Exc Award (06/30/2018, 06/30/2021)															
5869	EAST PETERSBURG - LANDISVILLE	04/02/1957	Active	40	4	2	5.26%	32	35	0	Y		IP	01/2026		\$590.00
	Exc Award (06/30/2024)															
5870	ELIZABETHTOWN	01/14/1941	Active	35	1	2	-2.78%	37	11	3	Y		IP	01/2026		
5871	EPHRATA	02/13/1925	Active	47	1	3	-4.08%	51	14	0	Y		N	12/2025		\$200.00
	Exc Award (06/30/2025)															
5872	FREDERICKSBURG	04/24/1944	Active	8	0	0	0.00%	10		7	Y	11	R	11/2025		
135234	Gap Town Clock Centennial	06/19/2018	Cancelled(6*)	0	0	11	-100.00%	11	11	0	N	None		05/2024		
5873	GARDEN SPOT L C	06/06/1972	Active	13	0	2	-13.33%	15	16	0	Y	6	R	01/2026		
141414	Heidelberg Lioness	04/13/2020	Active	13	0	0	0.00%	14		8	Y		N	01/2026		
5875	INTERCOURSE	02/28/1973	Active	16	1	0	6.67%	16		0	Y	2		01/2026		
5876	JONESTOWN	11/04/1942	Active	9	0	1	-10.00%	10	1	5	Y	4	R	10/2025		
5877	LAFAYETTE	03/12/1947	Active	8	0	0	0.00%	6		7	Y	3		10/2025		\$20.00
5878	LANCASTER	03/01/1923	Active	21	16	28	-36.36%	36	9	3	Y	2	R	01/2026	90+ Days	
	Exc Award (06/30/2023)															



Club Health Assessment for District 14 D through January 2026

			Status	Membership						Reports				Finance	LCIF	
Club Number	Club Name	Charter Date	Times in Status Quo in Past 2 Years	Current Member Count **	YTD Members Added	YTD Members Dropped	YTD Net Growth% ***	Member Count 1 Year Ago	Dropped Members Avg.Length of Service	Months Since Membership Update	Current Officers Reported ****	Current President Repeated Term	VP Reported *****	Last Date Reported Service (mm/yyyy)	Account Balance	YTD Donations
149726	Lancaster Historic	02/14/2022	Active	15	0	0	0.00%	15		22	N	None		09/2025		
5880	LEBANON	05/27/1924	Active	55	1	0	1.85%	47		6	Y		R	10/2025		
5881	LITITZ	01/16/1941	Active	32	4	19	-31.91%	53	14	0	Y			01/2026		
5882	MANHEIM	11/04/1925	Active	25	2	3	-3.85%	28	8	0	Y		N	12/2025		
5883	MANHEIM TOWNSHIP	04/01/1957	Active	16	0	0	0.00%	15		8	Y		N	01/2026		\$100.00
5885	MARIETTA	03/14/1932	Active	19	1	0	5.56%	16		5	Y		N	01/2026		\$100.00
5886	MILLERSVILLE	03/16/1932	Active	66	4	2	3.13%	65	7	1	Y	2	N	01/2026		\$680.00
Exc Award (06/30/2022, 06/30/2023, 06/30/2024)																
139591	Millersville Lioness	08/13/2019	Active	21	1	1	0.00%	21	6	1	Y		N	01/2026		
5887	MOUNT JOY	04/03/1945	Active	27	2	7	-15.63%	32	12	0	Y		N	12/2025		\$350.00
Exc Award (06/30/2022, 06/30/2023)																
5888	MOUNTVILLE	04/15/1947	Active	36	1	0	2.86%	37		6	Y		N	12/2025		
Exc Award (06/30/2017, 06/30/2018, 06/30/2023)																
5889	MYERSTOWN	10/30/1950	Active	16	0	0	0.00%	16		13	Y			12/2024		
5890	NEW HOLLAND	05/26/1925	Active	18	0	0	0.00%	18		2	Y		IP	09/2025		
5894	PALMYRA AREA	01/12/1938	Active	18	2	0	12.50%	16		0	Y		R	10/2025	90+ Days	\$480.00
Exc Award (06/30/2021)																
5895	PARADISE TOWNSHIP	02/27/1928	Active	23	0	0	0.00%	24		0	Y			07/2025		
5896	QUARRYVILLE	09/09/1926	Active	41	0	0	0.00%	38		0	Y		N	01/2026	90+ Days	\$660.00
37920	SCHOENECK AREA L C	01/24/1980	Active	5	0	0	0.00%	5		7	Y		IP	02/2025		
5901	SOUTH LEBANON	03/20/1950	Active	10	1	3	-16.67%	12	41	1	Y			10/2025		
5902	STRASBURG	03/22/1932	Active	41	0	1	-2.38%	43	11	1	Y		N	01/2026		\$850.00
5905	WAKEFIELD	04/28/1972	Active	54	0	5	-8.47%	67	33	0	Y		N	12/2025		
5908	WEST EARL	05/26/1939	Active	30	0	0	0.00%	29		1	Y	2	R	01/2026		\$1,915.00
5911	WILLOW STREET	11/25/1946	Active	20	1	1	0.00%	24	0	4	Y			01/2026		\$1,090.00
Exc Award (06/30/2022)																
122260	Wilshire Hills	05/19/2014	Active	8	2	0	33.33%	8		0	Y	5		01/2024		
Exc Award (06/30/2018)																



Club Health Assessment for District 14 D through January 2026

INTERNATIONAL

Club Number	Club Name	Charter Date	Status		Membership						Reports				Finance	LCIF			
			Times in Status Quo in Past 2 Years	Current Member Count **	YTD Members Added	YTD Members Dropped	YTD Net Growth***	Member Count 1 Year Ago	Dropped Members Avg.Length of Service	Months Since Membership Update	Current Officers Reported ****	Current President Repeated Term	VP Reported *****	Last Date Reported Service (mm/yyyy)	Account Balance	YTD Donations			
Current Total Clubs Count	YTD New Clubs Count	YTD Cancelled Clubs Count	YTD Net Club Gain	Current Total Members Count	YTD Add	YTD Drop	YTD Net Growth %	Member Count 12 Months Ago	Average Member Count Per Club	% of Clubs with less than 20 members	% No Officer Report in 12 Months	% of Clubs with balance 90+ days	Number of Clubs in Status Quo	% Status Quo Clubs in Financial Suspension	Number of Cancelled Clubs	Average Cancelled Club Age	Members Lost Due to Cancellation	% of Clubs Cancelled for Non-Financial Reasons	
42	1	1	0	1,164	83	109	-26	-2.18%	1,175	28	36%	2%	7%	0	0%	1	8	11	100%

* - P - Priority Club. Cancellation Reasons: 1-Objectives/conduct, 2-Non-active club, 5-Non-existing club, 6-Disbanding, 7-Merger, 8-Financial Suspension, 9-District/Multiple District Dues.

** Red denotes below 15 active members.

*** Red denotes 20% + loss.

**** Y - all 3 (President, Secretary, Treasurer) club officers reported, N - not all 3 reported.

***** Abbreviation: N-New, IP-Immediate Past, R-Repeat.



Club Health Assessment for District 14 E through January 2026

			Status	Membership					Reports					Finance	LCIF	
Club Number	Club Name	Charter Date	Times in Status Quo in Past 2 Years	Current Member Count **	YTD Members Added	YTD Members Dropped	YTD Net Growth% ***	Member Count 1 Year Ago	Dropped Members Avg.Length of Service	Months Since Membership Update	Current Officers Reported ****	Current President Repeated Term	VP Reported *****	Last Date Reported Service (mm/yyyy)	Account Balance	YTD Donations
Clubs more than two years old																
5912	ALLEGHENY TOWNSHIP	10/21/1952	Active	10	0	0	0.00%	10		11	Y	2	N	01/2026		\$1,000.00
5913	ARNOLD	01/30/1942	Active	9	0	2	-18.18%	11	53	1	Y	3		12/2025		
5916	BUSHY RUN	01/21/1948	Active	35	0	0	0.00%	35		7	Y		N	12/2025		\$50.00
5917	CHESTNUT RIDGE	05/14/1953	Active	20	0	0	0.00%	25		9	Y	3	N	03/2024		
Exc Award (06/30/2020, 06/30/2021)																
5918	DELMONT	10/09/1944	Active	38	2	0	5.56%	37		2	Y		N	01/2026		\$470.00
Exc Award (06/30/2021, 06/30/2024)																
5922	GREENSBURG EAST HEMPFIELD	08/12/1935	Active	13	0	0	0.00%	12		9	Y	2		03/2025		
5926	JEANNETTE	06/05/1940	Active(1)	6	0	0	0.00%	6		13	Y	11		04/2018		
5927	LATROBE-DERRY	11/20/1940	Active	28	3	1	7.69%	26	14	2	Y	2	R	01/2026		
Exc Award (06/30/2023)																
5928	LEVEL GREEN	12/27/1948	Active	37	1	4	-7.50%	36	3	0	Y	2	N	12/2025		
5931	LOWER BURRELL CITY	06/01/1950	Active	22	0	4	-15.38%	26	5	0	Y	9	R	11/2025		\$1,000.00
5933	MANOR	04/08/1948	Active	18	0	0	0.00%	18		0	Y	2		09/2025		\$70.00
Exc Award (06/30/2023)																
5934	MONESSEN	05/06/1948	Active	37	0	1	-2.63%	40	30	0	Y	2	R	03/2018		\$10.00
Exc Award (06/30/2022)																
5935	MOUNT PLEASANT TOWNSHIP	01/19/1948	Active	40	0	1	-2.44%	44	2	1	Y	6	R	12/2022		
5921	MURRYSVILLE	10/25/1951	Active	16	0	0	0.00%	17		7	Y	2	R	12/2025		
5936	NEW ALEXANDRIA	05/13/1959	Active	46	0	2	-4.17%	48	19	1	Y			12/2024		\$50.00
Exc Award (06/30/2021, 06/30/2023)																
5937	NEW FLORENCE	06/07/1950	Active	23	2	1	4.55%	22	2	1	Y		R	01/2026	90+ Days	\$10.00
Exc Award (06/30/2020)																
5938	NEW KENSINGTON	03/08/1939	Active	11	0	0	0.00%	13		7	Y	9		01/2026		
5939	NORWIN	04/28/1955	Active	40	5	3	5.26%	32	13	0	Y	4	R	11/2025		\$100.00
5940	ROSTRAVER TWSP	04/23/1953	Active	47	1	0	2.17%	45		1	Y	2	R	01/2026		\$1,180.00
Exc Award (06/30/2022)																
5923	SEWICKLEY AREA L C	02/19/1946	Active	4	0	0	0.00%	9		2	Y	5		12/2025		



Club Health Assessment for District 14 E through January 2026

			Status	Membership						Reports				Finance	LCIF	
Club Number	Club Name	Charter Date	Times in Status Quo in Past 2 Years	Current Member Count **	YTD Members Added	YTD Members Dropped	YTD Net Growth% ***	Member Count 1 Year Ago	Dropped Members Avg.Length of Service	Months Since Membership Update	Current Officers Reported ****	Current President Repeated Term	VP Reported *****	Last Date Reported Service (mm/yyyy)	Account Balance	YTD Donations
61240	SLICKVILLE	11/13/1998	Active	40	0	0	0.00%	40		2	Y		N	01/2026	90+ Days	\$50.00
Exc Award (06/30/2016)																
5946	TRAFFORD	06/05/1945	Active(2)	6	0	0	0.00%	6		27	N	6		03/2020		
5948	VANDERGRIFT	05/22/1940	Active	17	0	3	-15.00%	23	39	1	Y		N	01/2026		
65280	WASHINGTON BELL	04/29/2002	Active	10	0	1	-9.09%	11	23	3	Y	11	N			
5949	WEST NEWTON	04/13/1945	Active	18	1	5	-18.18%	23	6	1	Y	14	R	10/2024		
5950	YOUNGWOOD	07/16/1940	Active	37	1	0	2.78%	39		1	Y	5	N	01/2026		
Exc Award (06/30/2022, 06/30/2023)																
5951	YUKON	09/10/1945	Active	25	0	0	0.00%	25		0	Y	6		06/2023		\$500.00

Clubs Cancelled Previous Fiscal Year – Clubs Cancelled within last 12 months may be reinstated

Club Number	Club Name	Charter Date	Current Status*	Cancellation Date
129392	Scottdale Centennial	11/22/2016	Cancelled(6*)	06/29/2025

Current Total Clubs Count	YTD New Clubs Count	YTD Cancelled Clubs Count	YTD Net Club Gain	Current Total Members Count	YTD Add	YTD Drop	YTD Net Growth	YTD Net Growth %	Member Count 12 Months Ago	Average Member Count Per Club	% of Clubs with less than 20 members	% No Officer Report in 12 Months	% of Clubs with balance 90+ days	Number of Clubs in Status Quo	% Status Quo Clubs in Financial Suspension	Number of Cancelled Clubs	Average Cancelled Club Age	Members Lost Due to Cancellation	% of Clubs Cancelled for Non-Financial Reasons
27	0	0	0	653	16	28	-12	-1.80%	679	24	44%	0%	7%	0	0%	0	0	0	0%

* - P - Priority Club. Cancellation Reasons: 1-Objectives/conduct, 2-Non-active club, 5-Non-existing club, 6-Disbanding, 7-Merger, 8-Financial Suspension, 9-District/Multiple District Dues.

** Red denotes below 15 active members.

*** Red denotes 20% + loss.

**** Y - all 3 (President, Secretary, Treasurer) club officers reported, N - not all 3 reported.

***** Abbreviation: N-New, IP-Immediate Past, R-Repeat.



Club Health Assessment for District 14 F through January 2026

			Status	Membership						Reports				Finance	LCIF	
Club Number	Club Name	Charter Date	Times in Status Quo in Past 2 Years	Current Member Count **	YTD Members Added	YTD Members Dropped	YTD Net Growth% ***	Member Count 1 Year Ago	Dropped Members Avg.Length of Service	Months Since Membership Update	Current Officers Reported ****	Current President Repeated Term	VP Reported *****	Last Date Reported Service (mm/yyyy)	Account Balance	YTD Donations
Clubs more than two years old																
5952	ALBION AREA	05/27/1947	Active	26	1	0	4.00%	26		6	Y	2		06/2025	90+ Days	\$1,000.00
5993	BRADFORD AREA	10/08/1952	Active	31	4	1	10.71%	29	2	0	Y		N	03/2025		\$40.00
141293	Bradford Community Pride	04/07/2020	Active	27	0	3	-10.00%	29	2	1	Y	3	N	09/2024		
Exc Award (06/30/2021, 06/30/2022, 06/30/2023)																
48416	CENTERVILLE	04/18/1988	Active	31	0	0	0.00%	31		15	Y		N	02/2025		
Exc Award (06/30/2024)																
5954	CLINTONVILLE	10/20/1955	Active	28	1	1	0.00%	29	18	0	Y	5		05/2025		
5956	COMMODORE PERRY	10/04/1955	Active	37	0	3	-7.50%	42	4	4	Y	2		05/2025		\$100.00
42273	CONNEAUT LAKE	02/28/1983	Active	21	0	0	0.00%	21		20	Y	2		12/2024		
Exc Award (06/30/2016)																
35535	CRANBERRY AREA L C	05/08/1978	Active	24	0	2	-7.69%	25	14	0	Y			12/2024		\$200.00
5958	ERIE	05/19/1922	Active	33	1	1	0.00%	29	62	2	Y	5		09/2025		\$100.00
5962	FARRELL	04/09/1929	Active	16	0	0	0.00%	16		7	Y	8		06/2025		
5964	FREDONIA	06/02/1948	Active	42	0	0	0.00%	44		8	Y		N	11/2024		
Exc Award (06/30/2018, 06/30/2023)																
5959	GREENE TOWNSHIP L C	06/04/1952	Cancelled(8*)	0	2	26	-100.00%	25	28	0	N	None		12/2024	90+ Days	
Exc Award (06/30/2023)																
5965	GREENVILLE	11/25/1927	Active	55	2	2	0.00%	56	37	2	Y		R	06/2025		
107865	HERMITAGE	03/25/2010	Active	15	1	3	-11.76%	18	9	0	Y	4	R	08/2024	90+ Days	\$100.00
5967	JAMESTOWN	05/11/1948	Active	51	0	4	-7.27%	52	23	1	Y		N	11/2025		\$500.00
Exc Award (06/30/2024)																
5968	KANE	06/15/1954	Active	42	2	2	0.00%	43	9	3	Y	2	N	10/2025	90+ Days	
Exc Award (06/30/2024)																
5970	LAWRENCE PARK EAST LAKE SHORE	05/26/1947	Active	4	0	1	-20.00%	5	59	0	Y	6		06/2025		
Exc Award (06/30/2018)																
5971	MEADVILLE	03/25/1924	Active	49	4	0	8.89%	48		3	Y		N	11/2025		
Exc Award (06/30/2016, 06/30/2017, 06/30/2018, 06/30/2023, 06/30/2024)																
125245	North East	06/24/2015	Active	25	2	0	8.70%	22		0	Y	2	R	01/2026		\$20.00



Club Health Assessment for District 14 F through January 2026

			Status	Membership						Reports				Finance	LCIF	
Club Number	Club Name	Charter Date	Times in Status Quo in Past 2 Years	Current Member Count **	YTD Members Added	YTD Members Dropped	YTD Net Growth% ***	Member Count 1 Year Ago	Dropped Members Avg.Length of Service	Months Since Membership Update	Current Officers Reported ****	Current President Repeated Term	VP Reported *****	Last Date Reported Service (mm/yyyy)	Account Balance	YTD Donations
Exc Award (06/30/2023)																
5975	OTTO TOWNSHIP	09/25/1952	Active	19	0	0	0.00%	20		8	Y	12		04/2024		\$50.00
147625	Pine Grove Lioness	08/19/2021	Active	12	0	0	0.00%	12		23	Y	5		03/2025		
5976	PINE GROVE TOWNSHIP	01/21/1957	Active	15	0	1	-6.25%	14	0	5	Y	3		05/2025	90+ Days	\$300.00
49673	PORT ALLEGANY	06/19/1989	Active	9	0	1	-10.00%	11	2	0	Y	4		06/2025		
5980	SHEFFIELD	06/29/1953	Active	19	0	0	0.00%	19		7	Y	2		05/2025		
5981	SMETHPORT	09/25/1951	Active	9	0	0	0.00%	9		12	Y	8		10/2024		
5983	STONEBORO	04/19/1948	Active	19	0	0	0.00%	19		13	Y	9		06/2025		
5984	SUMMIT	12/19/1956	Active	12	0	1	-7.69%	13	30	0	Y	2	R	11/2025		
5986	TIONESTA	06/26/1939	Active	35	6	5	2.94%	34	11	1	Y		N	01/2026		\$100.00
Exc Award (06/30/2018)																
5987	TITUSVILLE	06/08/1939	Active	11	0	0	0.00%	11		7	Y	5		06/2025		\$25.00
5988	TOWNVILLE	03/22/1948	Active(1)	26	0	1	-3.70%	28	7	2	Y		N	01/2026		\$120.00
5989	UNION CITY	06/13/1939	Active	33	0	3	-8.33%	36	19	1	Y	2	N	09/2024	90+ Days	
5991	WARREN	09/29/1923	Active(1)	36	0	4	-10.00%	40	20	4	Y	2	R	04/2025		\$10.00
Exc Award (06/30/2018)																
5992	WATERFORD	01/26/1954	Active	26	3	4	-3.70%	27	8	0	Y		N	12/2025	90+ Days	\$1,000.00
141415	Waterford Lioness	04/02/2020	Active	9	0	0	0.00%	9		9	Y	4		04/2025		
122733	West County Lions	07/11/2014	Active	9	1	1	0.00%	12	9	0	Y		N	02/2025		

Clubs Cancelled Previous Fiscal Year – Clubs Cancelled within last 12 months may be reinstated

Club Number	Club Name	Charter Date	Current Status*	Cancellation Date
5985	TIDIOUTE	05/15/1965	Cancelled(8*)	09/29/2024

Current Total Clubs Count	YTD New Clubs Count	YTD Cancelled Clubs Count	YTD Net Club Gain	Current Total Members Count	YTD Add	YTD Drop	YTD Net Growth	YTD Net Growth %	Member Count 12 Months Ago	Average Member Count Per Club	% of Clubs with less than 20 members	% No Officer Report in 12 Months	% of Clubs with balance 90+ days	Number of Clubs in Status Quo	% Status Quo Clubs in Financial Suspension	Number of Cancelled Clubs	Average Cancelled Club Age	Members Lost Due to Cancellation	% of Clubs Cancelled for Non-Financial Reasons
34	0	1	-1	856	30	70	-40	-4.46%	904	25	41%	0%	18%	0	0%	1	133	26	-100%



Club Health Assessment for District 14 F through January 2026

INTERNATIONAL

Club Number	Club Name	Charter Date	Status	Membership					Reports					Finance	LCIF
			Times in Status Quo in Past 2 Years	Current Member Count **	YTD Members Added	YTD Members Dropped	YTD Net Growth% ***	Member Count 1 Year Ago	Dropped Members Avg.Length of Service	Months Since Membership Update	Current Officers Reported ****	Current President Repeated Term	VP Reported *****	Last Date Reported Service (mm/yyyy)	Account Balance

* - P - Priority Club. Cancellation Reasons: 1-Objectives/conduct, 2-Non-active club, 5-Non-existing club, 6-Disbanding, 7-Merger, 8-Financial Suspension, 9-District/Multiple District Dues.

** Red denotes below 15 active members.

*** Red denotes 20% + loss.

**** Y - all 3 (President, Secretary, Treasurer) club officers reported, N - not all 3 reported.

***** Abbreviation: N-New, IP-Immediate Past, R-Repeat.



Club Health Assessment for District 14 G through January 2026

			Status	Membership						Reports				Finance		LCIF
Club Number	Club Name	Charter Date	Times in Status Quo in Past 2 Years	Current Member Count **	YTD Members Added	YTD Members Dropped	YTD Net Growth% ***	Member Count 1 Year Ago	Dropped Members Avg.Length of Service	Months Since Membership Update	Current Officers Reported ****	Current President Repeated Term	VP Reported *****	Last Date Reported Service (mm/yyyy)	Account Balance	YTD Donations
Clubs more than two years old																
156406	Allenwood Area	12/07/2023	Active	16	0	2	-11.11%	19	15	3	Y		N	01/2026		\$120.00
5995	BELLEFONTE	04/01/1949	Active	40	0	1	-2.44%	40	1	0	Y	2	R	01/2026		
43009	BENTON	09/21/1983	Active	29	4	7	-9.38%	32	13	0	N	None	N	01/2026		\$1,450.00
Exc Award (06/30/2023, 06/30/2024)																
5999	CANTON	03/16/1954	Active	28	0	4	-12.50%	32	33	0	Y			01/2026		
41003	CATAWISSA VALLEY	03/30/1982	Active	24	3	1	9.09%	23	23	1	Y	10	R	01/2026	90+ Days	
6000	CENTRE HALL	01/22/1942	Active	33	1	0	3.13%	34		4	Y	2		01/2026		\$1,035.00
Exc Award (06/30/2023, 06/30/2024)																
47775	COUDERSPORT & AREA	10/19/1987	Active	17	0	3	-15.00%	19	6	0	Y		IP	01/2026		
6003	DUSHORE	02/23/1943	Active	42	0	0	0.00%	43		8	Y	2	R	06/2025		
43717	EAGLES MERE LAPORTE	04/03/1984	Active	68	7	5	3.03%	56	6	0	Y		R	12/2025		
6005	FERGUSON TOWNSHIP	11/10/1949	Active	30	0	1	-3.23%	30	52	3	Y		N	01/2026		
6006	HARRIS TOWNSHIP	03/10/1952	Active	50	2	3	-1.96%	55	27	0	Y			01/2026		\$350.00
Exc Award (06/30/2021, 06/30/2022, 06/30/2024)																
32199	HOWARD AREA L C	05/05/1976	Active	97	4	6	-2.02%	97	10	0	Y		N	01/2026		
6008	JERSEY SHORE	01/23/1951	Active	39	1	2	-2.50%	43	9	3	Y		N	01/2026	90+ Days	\$150.00
Exc Award (06/30/2018)																
142635	Jersey Shore Area Lioness	08/20/2020	Active	33	1	1	0.00%	32	5	2	Y		N	10/2025		
134144	Kulpmont Centennial	03/30/2018	Active	6	0	0	0.00%	6		18	N	None		09/2025		
6010	LEWISBURG	05/21/1924	Active(2)	8	0	0	0.00%	8		18	N	None		03/2021		
6011	LOCK HAVEN	12/04/1941	Active	20	0	0	0.00%	20		9	Y		N	11/2025		
6012	LOYALSOCK TOWNSHIP	10/31/1958	Active	7	0	1	-12.50%	8	13	6	Y	14		06/2025		
6014	MANSFIELD	09/04/1940	Active	44	6	1	12.82%	38	55	2	N	4	R	01/2026		\$1,000.00
Exc Award (06/30/2018)																
6017	MILESBURG	04/25/1949	Active	46	1	8	-13.21%	52	7	0	Y		N	01/2026		\$400.00
Exc Award (06/30/2024, 06/30/2025)																
107204	MILL HALL AREA	01/07/2010	Active(1)	12	0	0	0.00%	12		18	Y	8		10/2025		
6018	MILLHEIM	03/12/1940	Active	18	0	1	-5.26%	22	25	3	Y	2	N	10/2025		



Club Health Assessment for District 14 G through January 2026

			Status	Membership						Reports				Finance	LCIF	
Club Number	Club Name	Charter Date	Times in Status Quo in Past 2 Years	Current Member Count **	YTD Members Added	YTD Members Dropped	YTD Net Growth% ***	Member Count 1 Year Ago	Dropped Members Avg.Length of Service	Months Since Membership Update	Current Officers Reported ****	Current President Repeated Term	VP Reported *****	Last Date Reported Service (mm/yyyy)	Account Balance	YTD Donations
42945	MILLVILLE	07/25/1983	Active	12	0	0	0.00%	10		5	Y	7	R	11/2025	90+ Days	
6019	MILTON	10/17/1938	Active	25	0	1	-3.85%	27	54	4	Y		N	12/2024		\$100.00
6020	MONTGOMERY	11/08/1955	Active	35	7	3	12.90%	30	22	0	Y		N	01/2026		\$120.00
6021	MONTOURSVILLE	04/08/1952	Active	18	1	1	0.00%	18	4	4	Y	5	R	10/2025		
6022	MT CARMEL	05/01/1944	Active	22	0	6	-21.43%	28	17	0	Y	3	N	01/2023		
39999	MUNCY AREA L C	06/05/1981	Active	21	2	1	5.00%	19	4	2	Y	2	N	01/2026	90+ Days	\$250.00
41468	PATTON TWP L C	06/29/1982	Active	14	0	0	0.00%	15		11	N	2		05/2025		
6027	PICTURE ROCKS	10/17/1955	Active	19	1	2	-5.00%	20	9	5	N	4	R	01/2026		
39679	PLEASANT GAP & AREA	04/06/1981	Active	26	1	1	0.00%	28	1	6	Y		R	06/2025		
144345	Pleasant Gap Area Lioness	12/22/2020	Active	15	4	4	0.00%	19	4	0	Y		IP	01/2026		
64588	RAUCHTOWN-NIPPENOSE VALLEY	07/20/2001	Active	22	0	0	0.00%	21		6	Y	6	R	11/2025	90+ Days	
6028	SAYRE ATHENS	01/08/1926	Active	10	0	1	-9.09%	11	30	1	Y			12/2025		
146157	Sayre-Athens Lioness	05/24/2021	Active	17	0	0	0.00%	18		8	Y	3		01/2026		
33266	SHAMOKIN AREA L C	01/27/1977	Active	10	2	0	25.00%	8		7	Y	7		09/2025		
6030	SNOW SHOE	06/12/1946	Active	32	7	3	14.29%	28	16	2	Y	3		10/2023		\$350.00
6031	SOUTH CREEK	03/10/1952	Active	29	0	0	0.00%	31		7	N	None		10/2025	90+ Days	
6033	SOUTH WILLIAMSPORT	03/14/1946	Active	35	0	2	-5.41%	39	38	5	Y		N	12/2025		
33652	SUGAR VALLEY L C	04/05/1977	Active	27	0	2	-6.90%	28	25	0	Y		R	12/2025		
6036	SYLVANIA	01/20/1954	Active	31	0	2	-6.06%	30	51	0	Y		N	01/2026		\$1,550.00
6038	TOWANDA	08/29/1929	Active	18	3	0	20.00%	16		2	Y		N	01/2026		
6039	TROY	04/28/1939	Active	70	0	0	0.00%	67		6	Y		N	12/2025		
41313	TURBOTVILLE & AREA	05/04/1982	Active	63	1	0	1.61%	62		3	Y		N	01/2026	90+ Days	
6040	WARRENSVILLE AREA L C	05/06/1969	Active	15	2	1	7.14%	14	54	0	Y			09/2025		
6041	WATSONTOWN	09/25/1947	Active	17	0	0	0.00%	17		14	Y	4	R	01/2026		
135357	Watsonstown Centennial Lioness	06/21/2018	Active	15	0	0	0.00%	17		0	Y	4	N	04/2024		
6042	WELLSBORO	10/21/1929	Active	22	3	3	0.00%	21	16	1	Y		N	01/2026		\$1,000.00
40414	WELLS-JACKSON L C	10/05/1981	Active	29	2	1	3.57%	26	18	0	Y	2	N	02/2025		\$50.00
6043	WILLIAMSPORT	08/28/1923	Active	12	0	0	0.00%	12		17	N	None		02/2025		



Club Health Assessment for District 14 G through January 2026

INTERNATIONAL

Club Number	Club Name	Charter Date	Status	Membership					Reports				Finance	LCIF		
			Times in Status Quo in Past 2 Years	Current Member Count **	YTD Members Added	YTD Members Dropped	YTD Net Growth***	Member Count 1 Year Ago	Dropped Members Avg.Length of Service	Months Since Membership Update	Current Officers Reported ****	Current President Repeated Term	VP Reported *****	Last Date Reported Service (mm/yyyy)	Account Balance	YTD Donations
6044	WILLIAMSPORT NEWBERRY	01/20/1942	Active	19	0	0	0.00%	19		17	N	None		12/2022		
29205	WYALUSING	04/30/1974	Active	49	2	0	4.26%	44		2	Y		N	12/2025		

Clubs Cancelled Previous Fiscal Year – Clubs Cancelled within last 12 months may be reinstated

Club Number	Club Name	Charter Date	Current Status*	Cancellation Date
5997	BIG POND	03/06/1952	Cancelled(6*)	06/29/2025
6013	LYCOMING CREEK	05/11/1954	Cancelled(8*)	12/30/2024
132592	Northern Tioga County Centennial	09/07/2017	Cancelled(6*)	06/29/2025

Current Total Clubs Count	YTD New Clubs Count	YTD Cancelled Clubs Count	YTD Net Club Gain	Current Total Members Count	YTD Add	YTD Drop	YTD Net Growth	YTD Net Growth %	Member Count 12 Months Ago	Average Member Count Per Club	% of Clubs with less than 20 members	% No Officer Report in 12 Months	% of Clubs with balance 90+ days	Number of Clubs in Status Quo	% Status Quo Clubs in Financial Suspension	Number of Cancelled Clubs	Average Cancelled Club Age	Members Lost Due to Cancellation	% of Clubs Cancelled for Non-Financial Reasons
52	0	0	0	1,456	68	81	-13	-0.88%	1,464	28	40%	10%	13%	0	0%	0	0	0	0%

* - P - Priority Club. Cancellation Reasons: 1-Objectives/conduct, 2-Non-active club, 5-Non-existing club, 6-Disbanding, 7-Merger, 8-Financial Suspension, 9-District/Multiple District Dues.

** Red denotes below 15 active members.

*** Red denotes 20% + loss.

**** Y - all 3 (President, Secretary, Treasurer) club officers reported, N - not all 3 reported.

***** Abbreviation: N-New, IP-Immediate Past, R-Repeat.



Club Health Assessment for District 14 H through January 2026

			Status	Membership						Reports				Finance		LCIF
Club Number	Club Name	Charter Date	Times in Status Quo in Past 2 Years	Current Member Count **	YTD Members Added	YTD Members Dropped	YTD Net Growth% ***	Member Count 1 Year Ago	Dropped Members Avg.Length of Service	Months Since Membership Update	Current Officers Reported ****	Current President Repeated Term	VP Reported *****	Last Date Reported Service (mm/yyyy)	Account Balance	YTD Donations
Clubs more than two years old																
6045	ABINGTON	12/13/1949	Active	27	0	1	-3.57%	27	24	5	Y	4	R	08/2025		
30560	BENTON TOWNSHIP	04/16/1975	Active(1)	16	3	1	14.29%	14	4	6	Y	4	N	11/2021		\$232.00
6051	BLAKELY PECKVILLE	11/06/1953	Active	12	1	0	9.09%	12		3	Y	14	R	05/2022		
6056	DALTON	07/13/1939	Active(1)	12	1	0	9.09%	11		1	Y	3		11/2018		
6059	DUNMORE	03/31/1952	Active	26	2	1	4.00%	24	50	1	Y	3	R	12/2023		
Exc Award (06/30/2018)																
107792	EYNON ARCHBALD	03/11/2010	Active	64	3	8	-7.25%	67	12	3	Y	5	N	05/2025		
Exc Award (06/30/2018)																
35149	FALLS	03/21/1978	Active(1)	22	0	3	-12.00%	43	4	0	Y		N	12/2025		
Exc Award (06/30/2021)																
6064	FOREST CITY	01/31/1948	Active	16	0	2	-11.11%	18	19	3	Y	2	R	02/2020		
6071	HAWLEY LAKE	03/31/1972	Active	10	0	0	0.00%	10		7	Y	3		05/2025		
WALLENPAUPACK																
6073	HONESDALE	03/20/1925	Active	62	0	0	0.00%	59		7	Y		N			
6074	JEFFERSON TOWNSHIP	10/18/1961	Active	24	1	1	0.00%	24	5	2	Y		N	08/2025		
Exc Award (06/30/2018)																
36689	JESSUP	03/06/1979	Active	16	0	0	0.00%	16		18	N	None		07/2024		
6078	LAKE ARIEL	05/28/1953	Active	14	1	3	-12.50%	17	19	1	Y		N	06/2019		
6082	MAYFIELD	05/12/1961	Active	14	0	1	-6.67%	15	65	0	Y	11	R	01/2026		
6083	MINISINK	09/11/1951	Active	23	0	2	-8.00%	24	1	0	Y		N	12/2020		
36690	MINOOKA	03/20/1979	Active(1)	35	2	0	6.06%	33		6	Y	5		06/2025		
6084	MONTROSE	09/19/1947	Active	35	0	0	0.00%	33		9	Y		N	04/2019		\$1,000.00
6089	OLD FORGE	06/17/1947	Active	19	0	0	0.00%	19		16	N	None		09/2018	90+ Days	
6090	OLYPHANT	08/15/1951	Active	27	0	0	0.00%	27		0	Y	14	R	04/2018		\$50.00
6095	SCOTT TOWNSHIP	07/30/1952	Active	32	0	0	0.00%	31		7	Y	3	R	12/2025		
6096	SCRANTON	04/24/1923	Active	15	0	4	-21.05%	18	12	2	Y	3	R	07/2022		
37543	SOUTH ABINGTON	09/26/1979	Active	6	0	0	0.00%	6		9	Y	2		08/2025		\$500.00
Exc Award (06/30/2021)																
6098	STONE BRIDGE	01/16/1948	Active	18	0	2	-10.00%	21	7	0	Y	4	R	03/2020		



Club Health Assessment for District 14 H through January 2026

INTERNATIONAL

Club Number	Club Name	Charter Date	Status	Membership						Reports				Finance	LCIF	
			Times in Status Quo in Past 2 Years	Current Member Count **	YTD Members Added	YTD Members Dropped	YTD Net Growth% ***	Member Count 1 Year Ago	Dropped Members Avg.Length of Service	Months Since Membership Update	Current Officers Reported ****	Current President Repeated Term	VP Reported *****	Last Date Reported Service (mm/yyyy)	Account Balance	YTD Donations
6100	TAYLOR	11/15/1954	Active	14	2	2	0.00%	17	12	1	Y	5	R	04/2025		
49625	TUNKHANNOCK	06/20/1989	Active	22	0	0	0.00%	21		7	Y	3	R	06/2025		
6106	WAYMART	10/22/1946	Active(1)	14	0	4	-22.22%	18	21	0	Y		N	11/2025		

Clubs Cancelled Previous Fiscal Year – Clubs Cancelled within last 12 months may be reinstated

Club Number	Club Name	Charter Date	Current Status*	Cancellation Date
6076	JERMYN	12/14/1943	Cancelled(8*)	08/29/2024

Current Total Clubs Count	YTD New Clubs Count	YTD Cancelled Clubs Count	YTD Net Club Gain	Current Total Members Count	YTD Add	YTD Drop	YTD Net Growth	YTD Net Growth %	Member Count 12 Months Ago	Average Member Count Per Club	% of Clubs with less than 20 members	% No Officer Report in 12 Months	% of Clubs with balance 90+ days	Number of Clubs in Status Quo	% Status Quo Clubs in Financial Suspension	Number of Cancelled Clubs	Average Cancelled Club Age	Members Lost Due to Cancellation	% of Clubs Cancelled for Non-Financial Reasons
26	0	0	0	595	16	35	-19	-3.09%	625	23	54%	8%	4%	0	0%	0	0	0	0%

* - P - Priority Club. Cancellation Reasons: 1-Objectives/conduct, 2-Non-active club, 5-Non-existing club, 6-Disbanding, 7-Merger, 8-Financial Suspension, 9-District/Multiple District Dues.

** Red denotes below 15 active members.


*** Red denotes 20% + loss.

**** Y - all 3 (President, Secretary, Treasurer) club officers reported, N - not all 3 reported.

***** Abbreviation: N-New, IP-Immediate Past, R-Repeat.




Club Health Assessment for District 14 J through January 2026

			Status	Membership						Reports				Finance		LCIF
Club Number	Club Name	Charter Date	Times in Status Quo in Past 2 Years	Current Member Count **	YTD Members Added	YTD Members Dropped	YTD Net Growth% ***	Member Count 1 Year Ago	Dropped Members Avg.Length of Service	Months Since Membership Update	Current Officers Reported ****	Current President Repeated Term	VP Reported *****	Last Date Reported Service (mm/yyyy)	Account Balance	YTD Donations
Clubs more than two years old																
37213	ADAMS TOWNSHIP AREA L C	06/25/1979	Active	47	1	0	2.17%	45		4	Y		N	12/2023		\$115.00
6114	BENNETTS VALLEY	05/22/1952	Active	39	2	2	0.00%	39	13	1	Y	2	R	10/2025	90+ Days	
	Exc Award (06/30/2023, 06/30/2024)															
6117	BROOKVILLE	01/25/1950	Active(1)	12	0	0	0.00%	12		8	Y	5		02/2017		
124303	Central Cambria Area	03/05/2015	Active(2)	17	1	0	6.25%	14		3	Y	4		12/2021		
6118	CLEARFIELD	06/22/1942	Active(2)	11	0	0	0.00%	11		13	Y	10				
6119	COALPORT	06/30/1954	Active(1)	11	0	0	0.00%	11		5	Y	7	R	01/2019		\$15.00
6120	CONEMAUGH VALLEY	02/21/1949	Active(1)	17	0	0	0.00%	19		6	Y			10/2023		
6121	CRESSON	03/27/1946	Active	39	1	0	2.63%	38		6	Y		R	02/2023	90+ Days	\$500.00
6123	DU BOIS	07/16/1942	Active	24	1	4	-11.11%	27	34	0	Y		N	06/2024		
6126	FERNDALE	06/27/1955	Active	8	0	1	-11.11%	8	36	6	Y		N	09/2016		
6127	FOX TOWNSHIP	06/02/1961	Active(2)	17	0	0	0.00%	17		10	Y	15		02/2016		
6128	GALLITZIN	10/28/1946	Active	18	3	0	20.00%	17		0	Y		N	10/2025		
6129	GEISTOWN AND RICHLAND	02/09/1948	Active	30	1	0	3.45%	32		4	Y		N	01/2026		\$125.00
6131	GRAMPIAN	02/25/1954	Active	44	5	6	-2.22%	45	25	0	Y		R	08/2025	90+ Days	\$52.00
39518	HORTON-BROCKWAY AREA L C	03/04/1981	Active	71	0	0	0.00%	71		14	Y	2		09/2020		
6133	HOUTZDALE	05/18/1954	Active	23	0	1	-4.17%	24	23	5	Y	2	R	01/2026		\$28.40
6134	INDIANA	07/23/1929	Active	24	2	5	-11.11%	29	19	1	Y	11		08/2018	90+ Days	
6136	JOHNSTOWN WEST END	03/16/1971	Active	29	1	1	0.00%	29	0	4	Y		IP	05/2022		\$50.00
6138	MARION CENTER AREA L C	08/26/1970	Active	12	0	1	-7.69%	13	5	1	Y	2	N	10/2023		
6140	PLUMVILLE	10/11/1950	Active	16	0	0	0.00%	15		6	Y		N	10/2020		\$40.00
6141	PUNXSUTAWNEY	01/04/1945	Active	51	3	0	6.25%	44		1	Y	2	N	01/2026		
29093	PURCHASE LINE	04/24/1974	Active	12	0	1	-7.69%	15	46	4	Y	7	R			\$32.50
6143	RIDGWAY	02/08/1950	Active	4	0	0	0.00%	4		18	Y	3		09/2022		
6146	SALTSBURG	06/20/1930	Cancelled(8*)	0	0	10	-100.00%	12	21	10	N	None		10/2015	90+ Days	
6147	SOUTH FORK	10/14/1946	Active	84	4	4	0.00%	84	4	0	Y		IP	10/2024		
6145	ST MARYS	05/08/1950	Active	22	0	0	0.00%	22		5	Y	2	R	12/2025		\$55.00



Club Health Assessment for District 14 J through January 2026

				Status	Membership					Reports				Finance	LCIF	
Club Number	Club Name	Charter Date	Times in Status Quo in Past 2 Years	Current Member Count **	YTD Members Added	YTD Members Dropped	YTD Net Growth% ***	Member Count 1 Year Ago	Dropped Members Avg.Length of Service	Months Since Membership Update	Current Officers Reported ****	Current President Repeated Term	VP Reported *****	Last Date Reported Service (mm/yyyy)	Account Balance	YTD Donations

Clubs Cancelled Previous Fiscal Year – Clubs Cancelled within last 12 months may be reinstated

Club Number	Club Name	Charter Date	Current Status*	Cancellation Date
6122	CURWENSVILLE	06/08/1951	Cancelled(6*)	09/29/2024

Current Total Clubs Count	YTD New Clubs Count	YTD Cancelled Clubs Count	YTD Net Club Gain	Current Total Members Count	YTD Add	YTD Drop	YTD Net Growth	YTD Net Growth %	Member Count 12 Months Ago	Average Member Count Per Club	% of Clubs with less than 20 members	% No Officer Report in 12 Months	% of Clubs with balance 90+ days	Number of Clubs in Status Quo	% Status Quo Clubs in Financial Suspension	Number of Cancelled Clubs	Average Cancelled Club Age	Members Lost Due to Cancellation	% of Clubs Cancelled for Non-Financial Reasons
25	0	1	-1	682	25	36	-11	-1.59%	697	27	48%	0%	16%	0	0%	1	169	10	0%

* - P - Priority Club. Cancellation Reasons: 1-Objectives/conduct, 2-Non-active club, 5-Non-existing club, 6-Disbanding, 7-Merger, 8-Financial Suspension, 9-District/Multiple District Dues.

** Red denotes below 15 active members.

*** Red denotes 20% + loss.

**** Y - all 3 (President, Secretary, Treasurer) club officers reported, N - not all 3 reported.

***** Abbreviation: N-New, IP-Immediate Past, R-Repeat.



Club Health Assessment for District 14 K through January 2026

			Status	Membership						Reports				Finance		LCIF
Club Number	Club Name	Charter Date	Times in Status Quo in Past 2 Years	Current Member Count **	YTD Members Added	YTD Members Dropped	YTD Net Growth% ***	Member Count 1 Year Ago	Dropped Members Avg.Length of Service	Months Since Membership Update	Current Officers Reported ****	Current President Repeated Term	VP Reported *****	Last Date Reported Service (mm/yyyy)	Account Balance	YTD Donations
Clubs more than two years old																
6153	ALBURTIS	05/28/1946	Active	13	0	0	0.00%	13		18	Y	3	R	07/2024		
Exc Award (06/30/2023)																
45490	ALLENTOWN KUHSVILLE AREA	11/19/1985	Active	16	0	2	-11.11%	17	8	2	Y	3		08/2024		\$100.00
6156	ALLENTOWN MOUNTAINVILLE	04/01/1952	Active(1)	31	3	0	10.71%	30		5	Y		N	04/2025	90+ Days	
6158	BANGOR	10/20/1955	Active	23	0	0	0.00%	25		2	Y	3	R	09/2024		\$50.00
6160	BATH	02/15/1928	Active	13	0	0	0.00%	14		7	N			06/2024		
63317	BETHLEHEM TOWNSHIP	06/19/2000	Active	20	1	1	0.00%	18	1	1	Y	2	N	01/2026		\$520.00
Exc Award (06/30/2024)																
6168	COOPERSBURG	03/11/1926	Active(2)	12	0	0	0.00%	12		5	N	3		06/2024		
6174	EASTON	04/03/1924	Active	25	0	1	-3.85%	29	11	0	Y	2	R	01/2026		
Exc Award (06/30/2023)																
6176	EMMAUS	01/22/1945	Active	42	1	2	-2.33%	42	32	0	Y		N	01/2026		\$100.00
Exc Award (06/30/2023, 06/30/2024)																
102631	EMMAUS LIONESS	06/24/2008	Active	48	2	3	-2.04%	46	6	2	Y		N	01/2026		\$570.00
Exc Award (06/30/2021, 06/30/2023, 06/30/2024)																
6181	HELLERTOWN	11/17/1925	Active	16	1	1	0.00%	16	6	4	Y	4	N	12/2025		
Exc Award (06/30/2024)																
6184	LEHIGH TOWNSHIP	11/09/1950	Active	42	0	2	-4.55%	42	24	0	Y	2	R	01/2026		\$2,000.00
135186	Lehigh Township Lioness	06/20/2018	Active	26	1	2	-3.70%	24	7	1	Y		N	12/2025		\$1,000.00
Exc Award (06/30/2023, 06/30/2024, 06/30/2025)																
151839	Lehigh Valley Sights for Hope	08/03/2022	Active	14	0	1	-6.67%	22	1	4	Y	4	N	06/2025		
146140	Moore Township Lioness	06/03/2021	Active	30	3	1	7.14%	28	4	0	Y		N	08/2025		\$1,000.00
42756	MOORESTOWN MOORE TOWNSHIP	06/13/1983	Active	43	1	1	0.00%	41	28	1	Y		N	05/2024		\$1,000.00
6194	NAZARETH	04/26/1924	Cancelled(8*)	0	0	8	-100.00%	8	32	3	N	None		06/2024	90+ Days	
6175	PALMER TOWNSHIP	01/14/1957	Active	11	1	0	10.00%	10		4	Y	3	R	05/2024	90+ Days	
6205	RICHMOND	01/23/1952	Active	20	1	0	5.26%	18		0	Y		N	10/2025		
6208	SAUCON VALLEY	11/09/1948	Active	37	8	3	15.63%	34	2	0	Y		N	01/2026		\$160.02



Club Health Assessment for District 14 K through January 2026

			Status	Membership						Reports				Finance	LCIF	
Club Number	Club Name	Charter Date	Times in Status Quo in Past 2 Years	Current Member Count **	YTD Members Added	YTD Members Dropped	YTD Net Growth% ***	Member Count 1 Year Ago	Dropped Members Avg.Length of Service	Months Since Membership Update	Current Officers Reported ****	Current President Repeated Term	VP Reported *****	Last Date Reported Service (mm/yyyy)	Account Balance	YTD Donations
Exc Award (06/30/2024)																
6213	SLATINGTON	06/21/1948	Active	39	2	10	-17.02%	55	23	0	N		N	01/2026		\$1,000.00
6222	UPPER LEHIGH	09/12/1947	Active	61	2	4	-3.17%	62	21	0	Y		N	06/2025		\$1,011.00
Exc Award (06/30/2017, 06/30/2023)																
32286	UPPER SAUCON L C	05/25/1976	Active	11	0	2	-15.38%	14	19	0	N	3		06/2024		
6212	WEST LEHIGH AREA	03/27/1969	Active	20	0	2	-9.09%	22	30	0	Y		N	12/2025		
6180	WHITEHALL L C	03/19/1951	Active	26	1	2	-3.70%	28	12	3	Y		N	10/2025		
Exc Award (06/30/2024)																
6228	WILSON BOROUGH	04/13/1951	Active	32	0	0	0.00%	34		7	Y		N	12/2025		

Clubs Cancelled Previous Fiscal Year – Clubs Cancelled within last 12 months may be reinstated

Club Number	Club Name	Charter Date	Current Status*	Cancellation Date
6169	COPLAY	04/12/1973	Cancelled(6*)	06/29/2025
49249	Greater Lehigh Valley Community	02/23/1989	Cancelled(6*)	04/29/2025

Current Total Clubs Count	YTD New Clubs Count	YTD Cancelled Clubs Count	YTD Net Club Gain	Current Total Members Count	YTD Add	YTD Drop	YTD Net Growth	YTD Net Growth %	Member Count 12 Months Ago	Average Member Count Per Club	% of Clubs with less than 20 members	% No Officer Report in 12 Months	% of Clubs with balance 90+ days	Number of Clubs in Status Quo	% Status Quo Clubs in Financial Suspension	Number of Cancelled Clubs	Average Cancelled Club Age	Members Lost Due to Cancellation	% of Clubs Cancelled for Non-Financial Reasons
25	0	1	-1	671	28	48	-20	-2.89%	704	27	32%	0%	8%	0	0%	1	190	8	0%

* - P - Priority Club. Cancellation Reasons: 1-Objectives/conduct, 2-Non-active club, 5-Non-existing club, 6-Disbanding, 7-Merger, 8-Financial Suspension, 9-District/Multiple District Dues.

** Red denotes below 15 active members.

*** Red denotes 20% + loss.

**** Y - all 3 (President, Secretary, Treasurer) club officers reported, N - not all 3 reported.

***** Abbreviation: N-New, IP-Immediate Past, R-Repeat.




Club Health Assessment for District 14 L through January 2026

			Status	Membership						Reports				Finance	LCIF	
Club Number	Club Name	Charter Date	Times in Status Quo in Past 2 Years	Current Member Count **	YTD Members Added	YTD Members Dropped	YTD Net Growth% ***	Member Count 1 Year Ago	Dropped Members Avg.Length of Service	Months Since Membership Update	Current Officers Reported ****	Current President Repeated Term	VP Reported *****	Last Date Reported Service (mm/yyyy)	Account Balance	YTD Donations
Clubs more than two years old																
6229	ALLENPORT	08/05/1954	Active	20	0	3	-13.04%	27	2	0	Y		N	11/2025	90+ Days	
	Exc Award (06/30/2023)															
6230	ALTOONA	06/16/1922	Active	12	1	1	0.00%	12	42	3	N	None	R	07/2025		
6231	BEDFORD	10/03/1944	Active	32	1	3	-5.88%	34	47	1	Y		N	07/2025		
142291	Bedford Lioness	07/21/2020	Active	18	0	0	0.00%	19		6	Y		N	07/2025		
	Exc Award (06/30/2023)															
6232	BELLEVILLE	01/30/1945	Active	36	5	2	9.09%	33	19	0	Y		N	10/2025		
	Exc Award (06/30/2023)															
6233	BELLWOOD ANTIS L C	02/24/1931	Active(1)	4	5	7	-33.33%	4	15	4	Y		R	10/2025		
6234	BLAIRS MILLS	06/11/1952	Active	13	1	1	0.00%	13	2	0	Y		N	07/2025		
6235	BREEZEWOOD	05/21/1956	Active	8	1	3	-20.00%	12	41	0	Y	6		01/2026		
6236	BURNHAM	11/20/1945	Active	44	2	1	2.33%	44	47	0	Y	2	N	01/2026		
	Exc Award (06/30/2019)															
6239	CHIEF LOGAN	11/12/1958	Active	22	0	1	-4.35%	23	45	4	N		N	10/2025		
6240	COVE	05/13/1947	Active	37	0	2	-5.13%	33	29	3	Y		R	01/2026		
	Exc Award (06/30/2017)															
6241	EVERETT	08/04/1939	Active	24	1	4	-11.11%	30	30	1	Y		N	01/2026		\$100.00
	Exc Award (06/30/2023)															
37418	FORBES ROAD L C	07/23/1979	Active	51	2	0	4.08%	53		5	Y	23		01/2026		
6242	FORT SHIRLEY	03/11/1955	Active	15	5	3	15.38%	13	34	4	Y			09/2025		
	Exc Award (06/30/2023)															
6245	HOLLIDAYSBURG	03/21/1945	Active	14	1	1	0.00%	16	41	3	Y	5	R	07/2025		\$200.00
6246	HUNTINGDON	12/09/1938	Active	21	0	1	-4.55%	22	8	5	Y	5		08/2025		
6247	HYNDMAN LONDONDERRY	11/15/1945	Active	29	2	1	3.57%	28	19	0	Y		N	01/2026		
6248	JUNIATA VALLEY	02/04/1948	Active	13	0	0	0.00%	13		19	N	None		07/2025		
6249	LAKEMONT	05/10/1954	Active	36	11	1	38.46%	29	6	0	N		R	09/2025		
6253	MC CONNELLSBURG	10/09/1936	Active(1)	47	1	0	2.17%	46		0	Y			07/2025		
	Exc Award (06/30/2023)															
6254	MC VEYTOWN	06/15/1945	Active(1)	21	1	0	5.00%	20		5	Y	16	R	10/2025		



Club Health Assessment for District 14 L through January 2026

			Status	Membership						Reports				Finance	LCIF			
Club Number	Club Name	Charter Date	Times in Status Quo in Past 2 Years	Current Member Count **	YTD Members Added	YTD Members Dropped	YTD Net Growth% ***	Member Count 1 Year Ago	Dropped Members Avg.Length of Service	Months Since Membership Update	Current Officers Reported ****	Current President Repeated Term	VP Reported *****	Last Date Reported Service (mm/yyyy)	Account Balance	YTD Donations		
6238	MILL CREEK	01/20/1950	Active	17	0	5	-22.73%	23	4	1	Y	9	N	09/2025	90+ Days	\$100.00		
	Exc Award (06/30/2017)																	
6255	MILROY	03/08/1945	Active	27	2	4	-6.90%	28	25	0	Y	3	R	11/2025				
	Exc Award (06/30/2023)																	
6257	NEWRY	01/25/1956	Active	20	0	5	-20.00%	25	4	0	Y		R	11/2025				
	Exc Award (06/30/2023)																	
6259	ORBISONIA	03/13/1942	Active	44	1	1	0.00%	43	13	0	Y		N	12/2025				
	Exc Award (06/30/2023)																	
6263	ROARING SPRING	04/02/1953	Active	20	0	0	0.00%	23		3	Y	2		09/2025				
6265	SALTILLO	09/30/1954	Active	9	0	2	-18.18%	11	41	1	Y	3		01/2026				
	Exc Award (06/30/2023)																	
6266	SAXTON	04/11/1930	Active	7	0	2	-22.22%	9	8	1	N	None		07/2025				
	Exc Award (06/30/2023)																	
6268	SHADE GAP AREA	02/17/1959	Active(1)	11	11	0	100.00%	0		0	Y		N	09/2025				
6269	STONE CREEK VALLEY	11/28/1951	Active	27	0	1	-3.57%	29	7	6	Y		N	08/2025				
	Exc Award (06/30/2017, 06/30/2024)																	
6270	THREE SPRINGS	05/24/1954	Active	15	0	0	0.00%	16		1	Y		N	07/2025		\$10.00		
6271	TROUGH CREEK VALLEY	05/28/1947	Active(1)	14	0	0	0.00%	14		9	Y	2	N	10/2025				
6274	WILLIAMSBURG	04/20/1939	Active	6	0	10	-62.50%	17	8	1	Y	2		08/2024		\$100.00		
	Exc Award (06/30/2021, 06/30/2023)																	
6275	WOODCOCK VALLEY	10/25/1949	Active	12	0	3	-20.00%	15	19	1	Y	3	N	10/2025		\$50.00		

Clubs Cancelled Previous Fiscal Year – Clubs Cancelled within last 12 months may be reinstated

Club Number	Club Name	Charter Date	Current Status*	Cancellation Date
6264	ROBERTSDALE	10/17/1946	Cancelled(8*)	06/29/2025
6267	SHELLSBURG	04/26/1948	Cancelled(6*)	12/30/2024
6273	WARFORDSBURG	02/05/1953	Cancelled(6*)	01/29/2025
157707	Wayne Township - Beacon Lodge	04/03/2024	Cancelled(6*)	01/29/2025



Club Health Assessment for District 14 L through January 2026

						Status		Membership					Reports				Finance		LCIF
						Times in Status Quo in Past 2 Years		Current Member Count **	YTD Members Added	YTD Members Dropped	YTD Net Growth***	Member Count 1 Year Ago	Dropped Members Avg.Length of Service	Months Since Membership Update	Current Officers Reported ****	Current President Repeated Term	VP Reported *****	Last Date Reported Service (mm/yyyy)	Account Balance
Club Number	Club Name		Charter Date																
Current Total Clubs Count	YTD New Clubs Count	YTD Cancelled Clubs Count	YTD Net Club Gain	Current Total Members Count	YTD Add	YTD Drop	YTD Net Growth %	Member Count 12 Months Ago	Average Member Count Per Club	% of Clubs with less than 20 members	% No Officer Report in 12 Months	% of Clubs with balance 90+ days	Number of Clubs in Status Quo	% Status Quo Clubs in Financial Suspension	Number of Cancelled Clubs	Average Cancelled Club Age	Members Lost Due to Cancellation	% of Clubs Cancelled for Non-Financial Reasons	
34	0	0	0	746	54	68	-14	-1.84%	777	22	47%	0%	9%	0	0%	0	0	0	0%

* - P - Priority Club. Cancellation Reasons: 1-Objectives/conduct, 2-Non-active club, 5-Non-existing club, 6-Disbanding, 7-Merger, 8-Financial Suspension, 9-District/Multiple District Dues.

** Red denotes below 15 active members.

*** Red denotes 20% + loss.

**** Y - all 3 (President, Secretary, Treasurer) club officers reported, N - not all 3 reported.

***** Abbreviation: N-New, IP-Immediate Past, R-Repeat.



Club Health Assessment for District 14 M through January 2026

			Status	Membership						Reports				Finance		LCIF
Club Number	Club Name	Charter Date	Times in Status Quo in Past 2 Years	Current Member Count **	YTD Members Added	YTD Members Dropped	YTD Net Growth% ***	Member Count 1 Year Ago	Dropped Members Avg.Length of Service	Months Since Membership Update	Current Officers Reported ****	Current President Repeated Term	VP Reported *****	Last Date Reported Service (mm/yyyy)	Account Balance	YTD Donations
Clubs less than two years old																
181101	Shade Area	02/28/2025	Active	12	0	11	-47.83%	0	1	0	Y	2		11/2025		
Clubs more than two years old																
6277	BEALLSVILLE CENTERVILLE RICHEYVILLE Exc Award (06/30/2023)	04/14/1972	Active(1)	32	1	1	0.00%	32	5	0	N	7		01/2026	90+ Days	
6278	BENTLEYVILLE	02/11/1953	Active	27	1	1	0.00%	24	3	0	Y		N	01/2026		
6279	BERLIN	05/24/1939	Active	31	0	0	0.00%	31		14	Y	4	R	12/2025		
6280	BOSWELL	03/11/1946	Active	18	0	0	0.00%	20		7	Y		R	01/2026		
143215	Bullskin Township Lioness	12/29/2020	Active	19	0	1	-5.00%	20	39	1	Y	6		05/2025		\$50.00
33653	BULLSKIN TWP	04/26/1977	Active(1)	14	0	0	0.00%	20		4	Y			06/2023	90+ Days	
6282	BURGETTSTOWN	05/16/1935	Active	9	0	0	0.00%	9		4	Y	3		12/2025		
6285	CARMICHAELS	04/30/1952	Active	29	0	0	0.00%	29		19	N	None		12/2022		
6287	CHARLEROI	03/28/1941	Active	7	0	3	-30.00%	10	12	1	Y	11		12/2025		
6289	CONFLUENCE	05/29/1939	Active	20	2	1	5.26%	19	50	2	Y		N	01/2026		\$300.00
6290	CONNELLSVILLE Exc Award (06/30/2021, 06/30/2023)	03/05/1946	Active	48	0	2	-4.00%	49	1	3	Y		N	01/2026		
6291	CONNUMACH	12/04/1947	Active	25	0	0	0.00%	26		8	Y	3		07/2025		
6292	DAWSON VANDERBILT	07/21/1944	Active	14	0	1	-6.67%	16	3	0	Y	2	N	11/2025		
6295	DUNBAR TOWNSHIP	06/10/1959	Active	21	0	0	0.00%	21		4	Y	2	R	01/2023		
50190	EIGHTY FOUR	02/14/1990	Cancelled(6*)	0	0	9	-100.00%	8	13	0	N	None		09/2023		
43602	FAYETTE CITY WASHINGTON TWP Exc Award (06/30/2023, 06/30/2024)	03/27/1984	Active	46	0	0	0.00%	46		3	Y		N	01/2026		
6284	GREATER CANONSBURG Exc Award (06/30/2018)	03/04/1953	Active	15	1	0	7.14%	14		4	Y	2	R	01/2026		
6302	GRINDSTONE Exc Award (06/30/2023)	12/16/1947	Active	47	2	0	4.44%	40		4	Y		N	11/2025		
6303	HICKORY	04/15/1955	Active	37	0	3	-7.50%	44	5	4	Y		N	01/2026		
6304	HOOVERSVILLE	03/09/1953	Active	13	0	0	0.00%	13		17	N	7		03/2024		



Club Health Assessment for District 14 M through January 2026

			Status	Membership						Reports				Finance		LCIF	
Club Number	Club Name	Charter Date	Times in Status Quo in Past 2 Years	Current Member Count **	YTD Members Added	YTD Members Dropped	YTD Net Growth% ***	Member Count 1 Year Ago	Dropped Members Avg.Length of Service	Months Since Membership Update	Current Officers Reported ****	Current President Repeated Term	VP Reported *****	Last Date Reported Service (mm/yyyy)	Account Balance	YTD Donations	
6305	INDIAN CREEK VALLEY	06/28/1948	Active	17	0	2	-10.53%	20	42	1	Y		N	05/2025			
134287	Jefferson Morgan Centennial	04/04/2018	Active	22	0	10	-31.25%	33	6	1	Y	2	N	12/2025			
Exc Award (06/30/2023)																	
6307	MC DONALD	04/11/1959	Active	14	0	0	0.00%	12		7	Y	6	R	09/2024			
6308	MCMURRAY	04/01/1947	Active(1)	17	0	4	-19.05%	16	9	1	Y	3		01/2026			
6309	MEYERSDALE	11/29/1943	Active	36	0	1	-2.70%	39	68	2	N	2		09/2025			
32919	MIDWAY AREA L C	11/04/1976	Active(2)	14	7	0	100.00%	0		0	N	None		05/2023			
107221	MONONGAHELA DONORA AREA	01/14/2010	Active	15	0	0	0.00%	15		5	Y		N	08/2025			
36442	MOUNT MORRIS AREA L C	01/22/1979	Active	20	2	1	5.26%	25	4	4	Y	9	R	10/2025			90+ Days
6314	OLD TRAILS	04/23/1960	Active	8	1	0	14.29%	8		6	Y		IP	01/2026			
6315	PERRYOPOLIS	10/11/1940	Active(1)	7	0	0	0.00%	7		18	Y	12	R	12/2022			
6318	ROSCOE	05/08/1944	Active	18	2	3	-5.26%	19	25	0	N	3		11/2022			
6319	SALISBURY	02/06/1941	Active	17	1	5	-19.05%	20	12	0	Y	4	R	01/2026			
6320	SCENERY HILL	10/21/1940	Active	10	0	6	-37.50%	16	11	6	Y	3	R	05/2024			
6324	SOMERSET	11/01/1929	Active	33	0	0	0.00%	34		7	Y		N	01/2026			
6326	STOYSTOWN	12/03/1947	Active	41	2	0	5.13%	41		1	Y		N	01/2026			
6327	UNIONTOWN	11/26/1943	Active	51	13	4	21.43%	51	4	0	Y	2	N	01/2026			
Exc Award (06/30/2018, 06/30/2021, 06/30/2023, 06/30/2024)																	
6328	WASHINGTON	08/10/1927	Active	23	1	0	4.55%	21		0	N		N	08/2025			
6330	WAYNESBURG	10/22/1940	Active	64	3	6	-4.48%	68	23	0	Y		N	01/2026			
Exc Award (06/30/2021, 06/30/2023, 06/30/2024)																	
6317	WEST GREENE AREA	05/16/1953	Active	18	1	0	5.88%	20		4	Y		N	12/2022	90+ Days		
130586	Windber Area Centennial Lions Club	05/10/2017	Active	18	0	0	0.00%	38		11	Y		N	12/2025			
Exc Award (06/30/2021, 06/30/2023, 06/30/2024)																	



Club Health Assessment for District 14 M through January 2026

						Status		Membership					Reports				Finance		LCIF
						Times in Status Quo in Past 2 Years		Current Member Count **	YTD Members Added	YTD Members Dropped	YTD Net Growth***	Member Count 1 Year Ago	Dropped Members Avg.Length of Service	Months Since Membership Update	Current Officers Reported ****	Current President Repeated Term	VP Reported *****	Last Date Reported Service (mm/yyyy)	Account Balance
Club Number	Club Name		Charter Date																
Current Total Clubs Count	YTD New Clubs Count	YTD Cancelled Clubs Count	YTD Net Club Gain	Current Total Members Count	YTD Add	YTD Drop	YTD Net Growth	Member Count 12 Months Ago	Average Member Count Per Club	% of Clubs with less than 20 members	% No Officer Report in 12 Months	% of Clubs with balance 90+ days	Number of Clubs in Status Quo	% Status Quo Clubs in Financial Suspension	Number of Cancelled Clubs	Average Cancelled Club Age	Members Lost Due to Cancellation	% of Clubs Cancelled for Non-Financial Reasons	
40	0	1	-1	947	40	75	-35	-3.56%	994	24	53%	3%	10%	0	0%	1	36	9	100%

* - P - Priority Club. Cancellation Reasons: 1-Objectives/conduct, 2-Non-active club, 5-Non-existing club, 6-Disbanding, 7-Merger, 8-Financial Suspension, 9-District/Multiple District Dues.

** Red denotes below 15 active members.

*** Red denotes 20% + loss.

**** Y - all 3 (President, Secretary, Treasurer) club officers reported, N - not all 3 reported.

***** Abbreviation: N-New, IP-Immediate Past, R-Repeat.



Club Health Assessment for District 14 N through January 2026

			Status	Membership						Reports				Finance		LCIF
Club Number	Club Name	Charter Date	Times in Status Quo in Past 2 Years	Current Member Count **	YTD Members Added	YTD Members Dropped	YTD Net Growth% ***	Member Count 1 Year Ago	Dropped Members Avg.Length of Service	Months Since Membership Update	Current Officers Reported ****	Current President Repeated Term	VP Reported *****	Last Date Reported Service (mm/yyyy)	Account Balance	YTD Donations
Clubs less than two years old																
190601	Midland Area	10/20/2025	Active	23	23	0	100.00%	0		0	Y		N	01/2026	90+ Days	
Clubs more than two years old																
6332	AMBRIDGE	09/16/1937	Active	11	0	2	-15.38%	13	13	2	Y	5		12/2025		
	Exc Award (06/30/2017)															
6333	APOLLO AREA L C	10/24/1949	Active	22	0	2	-8.33%	24	9	4	Y			10/2025	90+ Days	
	Exc Award (06/30/2023)															
6334	BADEN	01/21/1947	Active	32	4	1	10.34%	29	38	0	Y		N	01/2026		
129887	Beaver County Central Valley Centennial	02/28/2017	Active(1)	18	0	0	0.00%	18		6	Y	10		07/2023		
6335	BEAVER FALLS	10/20/1922	Active	19	2	3	-5.00%	23	2	3	Y		IP	08/2023	90+ Days	
	Exc Award (06/30/2023)															
6337	BUTLER	06/15/1923	Active	60	3	1	3.45%	56	31	3	Y		N	01/2026		\$1,000.00
	Exc Award (06/30/2017, 06/30/2018, 06/30/2019, 06/30/2020, 06/30/2021, 06/30/2023)															
6339	CHIPPEWA AREA	12/12/1956	Active	32	1	1	0.00%	30	15	0	Y		N	01/2026		
	Exc Award (06/30/2021)															
6340	CLARION	04/07/1948	Active	7	0	1	-12.50%	8	14	0	Y	18		10/2021		
41469	CRANBERRY TWP AREA L C	06/10/1982	Active	47	4	0	9.30%	49		2	Y		N	01/2026		\$150.00
6341	ELBERTON	01/17/1944	Active	26	0	0	0.00%	26		3	Y		N	10/2025		
6342	ELLWOOD CITY	10/17/1940	Active	5	0	2	-28.57%	11	3	5	Y		N	06/2023		
6343	EVANS CITY	04/29/1952	Active	22	1	0	4.76%	23		3	Y	3	R	08/2025		
6344	FORD CITY	02/23/1950	Active	83	3	3	0.00%	79	3	0	Y		R	09/2025		\$417.00
	Exc Award (06/30/2023)															
6348	HAWTHORN	01/27/1955	Active	30	3	0	11.11%	26		0	Y		N	12/2021		
6350	KITTANNING	11/14/1947	Active(1)	27	1	2	-3.57%	28	16	2	Y		N	01/2026		\$650.00
	Exc Award (06/30/2023)															
6351	KNOX	02/24/1953	Active	39	0	3	-7.14%	44	34	0	Y		N	03/2024		
6353	LAUREL	04/02/1959	Active	15	0	2	-11.76%	11	27	0	Y	11		10/2025		
111075	LAWRENCE COUNTY AREA	05/11/2011	Cancelled(6*)	0	0	0	0.00%	1		18	N	None		02/2023		




Club Health Assessment for District 14 N through January 2026

			Membership							Reports				Finance		LCIF			
Club Number	Club Name	Charter Date	Status	Current Member Count **	YTD Members Added	YTD Members Dropped	YTD Net Growth***	Member Count 1 Year Ago	Dropped Members Avg.Length of Service	Months Since Membership Update	Current Officers Reported ****	Current President Repeated Term	VP Reported *****	Last Date Reported Service (mm/yyyy)	Account Balance	YTD Donations			
			Times in Status Quo in Past 2 Years																
6354	LEECHBURG GILPIN	01/30/1948	Active	15	1	3	-11.76%	14	4	2	N	5	R	09/2025					
6355	LITTLE BEAVER	03/04/1947	Active	49	4	7	-5.77%	52	18	0	Y	3	N	01/2026	90+ Days				
Exc Award (06/30/2023)																			
131340	Mars Centennial	06/19/2017	Cancelled(8*)	0	0	6	-100.00%	6	8	1	N	None		10/2021	90+ Days				
6373	NESHANNOCK	04/29/1955	Active(1)	16	0	3	-15.79%	19	16	3	Y			10/2021					
6360	NEW BEDFORD	12/10/1947	Active(1)	12	0	0	0.00%	11		3	Y		IP	09/2023					
6361	NEW BETHLEHEM	05/16/1939	Active	34	1	0	3.03%	32		0	Y		N	10/2025		\$500.00			
Exc Award (06/30/2018, 06/30/2023)																			
6362	NEW BRIGHTON	02/05/1947	Active	21	2	1	5.00%	23	22	2	Y		N	10/2025		\$147.00			
6363	NEW CASTLE	12/15/1922	Active	1	0	0	0.00%	1		19	Y	3		01/2026					
28093	PENN-GLADE	03/04/1974	Active	23	0	0	0.00%	23		5	Y	3	R	01/2026					
6365	RIMERSBURG	05/31/1946	Active	23	0	0	0.00%	23		8	Y		R	11/2022					
6364	RIVERSIDE AREA L C	02/14/1962	Active	29	0	0	0.00%	29		1	Y		N	12/2025		\$947.00			
6366	ROCHESTER-BEAVER AREA	04/21/1939	Active	84	5	4	1.20%	81	3	0	Y	7	N	01/2026					
Exc Award (06/30/2017, 06/30/2018, 06/30/2023)																			
6367	RURAL VALLEY	04/04/1939	Active	30	2	0	7.14%	29		1	Y	4	N	01/2026		\$400.00			
6370	SLIPPERY ROCK	01/24/1963	Active	13	0	0	0.00%	15		7	Y		R	01/2026		\$1,517.00			
Exc Award (06/30/2024)																			
6371	UNION TOWNSHIP L C	12/12/1955	Active	20	1	1	0.00%	21	14	5	Y		N	09/2021					
6372	VOLANT	09/20/1947	Active	17	0	0	0.00%	19		4	Y		N	08/2025		\$50.00			
6374	WAMPUM AREA	07/09/1956	Active	17	0	0	0.00%	17		0	Y	5		12/2021					
6375	WORTHINGTON	02/26/1948	Active	18	0	0	0.00%	18		20	Y			02/2023		\$50.00			
6376	ZELIENOPE	02/14/1949	Active	1	0	1	-50.00%	10	2	1	N	None		01/2025					
Current Total Clubs Count	YTD New Clubs Count	YTD Cancelled Clubs Count	YTD Net Club Gain	Current Total Members Count	YTD Add	YTD Drop	YTD Net Growth	YTD Net Growth %	Member Count 12 Months Ago	Average Member Count Per Club	% of Clubs with less than 20 members	% No Officer Report in 12 Months	% of Clubs with balance 90+ days	Number of Clubs in Status Quo	% Status Quo Clubs in Financial Suspension	Number of Cancelled Clubs	Average Cancelled Club Age	Members Lost Due to Cancellation	% of Clubs Cancelled for Non-Financial Reasons
36	1	2	-1	941	61	49	12	1.29%	942	26	42%	0%	11%	0	0%	2	11	6	50%



Club Health Assessment for District 14 N through January 2026

				Status	Membership					Reports				Finance	LCIF	
Club Number	Club Name	Charter Date	Times in Status Quo in Past 2 Years	Current Member Count **	YTD Members Added	YTD Members Dropped	YTD Net Growth% ***	Member Count 1 Year Ago	Dropped Members Avg.Length of Service	Months Since Membership Update	Current Officers Reported ****	Current President Repeated Term	VP Reported *****	Last Date Reported Service (mm/yyyy)	Account Balance	YTD Donations

* - P - Priority Club. Cancellation Reasons: 1-Objectives/conduct, 2-Non-active club, 5-Non-existing club, 6-Disbanding, 7-Merger, 8-Financial Suspension, 9-District/Multiple District Dues.

** Red denotes below 15 active members.

*** Red denotes 20% + loss.

**** Y - all 3 (President, Secretary, Treasurer) club officers reported, N - not all 3 reported.

***** Abbreviation: N-New, IP-Immediate Past, R-Repeat.



Club Health Assessment for District 14 P through January 2026

			Status	Membership						Reports				Finance	LCIF	
Club Number	Club Name	Charter Date	Times in Status Quo in Past 2 Years	Current Member Count **	YTD Members Added	YTD Members Dropped	YTD Net Growth% ***	Member Count 1 Year Ago	Dropped Members Avg.Length of Service	Months Since Membership Update	Current Officers Reported ****	Current President Repeated Term	VP Reported *****	Last Date Reported Service (mm/yyyy)	Account Balance	YTD Donations
Clubs more than two years old																
6377	AMITY TOWNSHIP	01/31/1949	Active	39	0	0	0.00%	40		0	Y		N	10/2025		\$100.00
	Exc Award (06/30/2022)															
6379	AVON GROVE	03/07/1950	Active	32	1	1	0.00%	34	2	3	Y		N	01/2026		\$1,000.00
6380	BALLY	01/11/1971	Active	38	0	0	0.00%	39		7	Y	2	N	01/2026		
6381	BERN TOWNSHIP	05/31/1960	Active	18	1	11	-35.71%	28	12	4	Y		N	12/2024	90+ Days	
6385	BLANDON	05/07/1956	Active	45	5	3	4.65%	40	3	2	Y	6	R	11/2025		\$1,000.00
	Exc Award (06/30/2021, 06/30/2023)															
6387	BOYERTOWN	04/03/1939	Active	18	2	4	-10.00%	20	28	0	Y		N	01/2026		\$25.00
6389	COATESVILLE AREA	12/19/1924	Active	16	1	0	6.67%	16		3	Y			12/2025		\$500.00
	Exc Award (06/30/2018)															
6390	CONRAD WEISER	11/30/1955	Active	64	2	11	-12.33%	73	13	0	Y		N	05/2025		
6391	COVENTRY	04/15/1958	Active	39	1	0	2.63%	36		2	Y		N	10/2024		
39680	EAGLE GLENMOORE	04/06/1981	Active	22	0	3	-12.00%	24	24	1	Y	2	R	01/2026		\$250.00
	Exc Award (06/30/2018)															
6396	EXETER TOWNSHIP L C	03/06/1972	Active	31	1	1	0.00%	31	16	3	Y			01/2026		\$1,750.00
6398	FLEETWOOD	05/19/1969	Active	7	0	2	-22.22%	9	2	0	Y	8	R	01/2026		\$500.00
6401	HAMBURG	12/09/1970	Active	25	1	4	-10.71%	30	9	0	Y	3	N	11/2025		\$200.00
6402	HONEY BROOK	03/29/1935	Active	29	1	0	3.57%	30		3	Y		N	11/2025		
	Exc Award (06/30/2024)															
6403	KEMPTON	05/07/1971	Active	22	0	1	-4.35%	24	2	1	Y	2	N	12/2025		\$700.00
6405	KENNETT SQUARE	02/26/1925	Active	34	2	2	0.00%	32	65	0	Y	4	R	01/2026		\$875.00
6406	KIMBERTON AREA	03/25/1959	Active	11	0	0	0.00%	11		4	Y	6		01/2026		
6407	KUTZTOWN	06/22/1939	Active	47	1	3	-4.08%	50	35	0	Y		N	01/2026		
6409	LIONVILLE	10/27/1970	Active	8	0	0	0.00%	7		7	Y			01/2026		
	Exc Award (06/30/2021)															
6410	LONGSWAMP	02/17/1954	Active	27	2	2	0.00%	28	18	1	Y		N	06/2025		
	Exc Award (06/30/2022, 06/30/2024)															
6412	MOHNTON CUMRU	02/11/1949	Active	29	2	0	7.41%	28		2	Y	3	N	10/2025		
6414	MUHLENBERG	01/04/1932	Active	35	3	0	9.38%	31		2	Y		N	10/2025	90+ Days	\$100.00



Club Health Assessment for District 14 P through January 2026

			Status	Membership						Reports				Finance	LCIF	
Club Number	Club Name	Charter Date	Times in Status Quo in Past 2 Years	Current Member Count **	YTD Members Added	YTD Members Dropped	YTD Net Growth% ***	Member Count 1 Year Ago	Dropped Members Avg.Length of Service	Months Since Membership Update	Current Officers Reported ****	Current President Repeated Term	VP Reported *****	Last Date Reported Service (mm/yyyy)	Account Balance	YTD Donations
Exc Award (06/30/2023)																
6415	OXFORD	10/16/1939	Active	25	0	0	0.00%	26		3	Y	3	R	01/2026		
6417	PAOLI BERWYN MALVERN	04/10/1941	Active	16	0	1	-5.88%	17	15	4	Y	3	N	01/2026		
6416	PARKESBURG	06/29/1934	Active	19	0	2	-9.52%	20	15	1	Y		N	01/2026		
Exc Award (06/30/2019, 06/30/2021)																
6420	REHRERSBURG	01/17/1951	Active	10	0	0	0.00%	10		12	Y		N	10/2024		
6421	SHARTLESVILLE	01/25/1952	Active	17	0	0	0.00%	20		6	Y		N	12/2025		\$50.00
6422	SHILLINGTON	01/20/1944	Active	17	0	0	0.00%	20		4	Y	2	R	09/2025		\$250.00
Exc Award (06/30/2017, 06/30/2018)																
30714	SHOEMAKERSVILLE AREA	05/14/1975	Active	17	0	0	0.00%	17		7	Y		N	11/2024		
6435	SPRING TOWNSHIP	04/22/1957	Active	16	1	0	6.67%	17		4	N		IP	01/2026		\$150.00
Exc Award (06/30/2017, 06/30/2018)																
6426	STRAUSSTOWN	05/08/1947	Active	37	1	0	2.78%	35		4	Y		N	01/2026	90+ Days	
6431	WEST CHESTER	01/21/1925	Cancelled(6*)	0	0	2	-100.00%	15	36	0	N	None		06/2025		\$500.00
6432	WEST GOSHEN	12/16/1971	Active	31	1	0	3.33%	31		5	Y		N	09/2025	90+ Days	
Exc Award (06/30/2023)																

Clubs Cancelled Previous Fiscal Year – Clubs Cancelled within last 12 months may be reinstated

Club Number	Club Name	Charter Date	Current Status*	Cancellation Date
6430	WERNERSVILLE	01/31/1945	Cancelled(6*)	11/30/2024

Current Total Clubs Count	YTD New Clubs Count	YTD Cancelled Clubs Count	YTD Net Gain	Current Total Members Count	YTD Add	YTD Drop	YTD Net Growth	YTD Net Growth %	Member Count 12 Months Ago	Average Member Count Per Club	% of Clubs with less than 20 members	% No Officer Report in 12 Months	% of Clubs with balance 90+ days	Number of Clubs in Status Quo	% Status Quo Clubs in Financial Suspension	Number of Cancelled Clubs	Average Cancelled Club Age	Members Lost Due to Cancellation	% of Clubs Cancelled for Non-Financial Reasons
32	0	1	-1	841	29	53	-24	-2.77%	889	26	41%	0%	13%	0	0%	1	180	2	100%

* - P - Priority Club. Cancellation Reasons: 1-Objectives/conduct, 2-Non-active club, 5-Non-existing club, 6-Disbanding, 7-Merger, 8-Financial Suspension, 9-District/Multiple District Dues.

** Red denotes below 15 active members.

*** Red denotes 20% + loss.

**** Y - all 3 (President, Secretary, Treasurer) club officers reported, N - not all 3 reported.

***** Abbreviation: N-New, IP-Immediate Past, R-Repeat.




Club Health Assessment for District 14 T through January 2026

			Status	Membership						Reports				Finance	LCIF	
Club Number	Club Name	Charter Date	Times in Status Quo in Past 2 Years	Current Member Count **	YTD Members Added	YTD Members Dropped	YTD Net Growth% ***	Member Count 1 Year Ago	Dropped Members Avg.Length of Service	Months Since Membership Update	Current Officers Reported ****	Current President Repeated Term	VP Reported *****	Last Date Reported Service (mm/yyyy)	Account Balance	YTD Donations
Clubs more than two years old																
6490	BLAIN	03/09/1945	Active	20	1	0	5.26%	20		2	Y		N	01/2026		
6497	CHAMBERSBURG	06/19/1924	Active	33	2	7	-13.16%	22	18	1	Y		IP	01/2026		\$150.00
6499	DUNCANNON	02/26/1947	Active	47	9	1	20.51%	39	6	1	Y	2	R	01/2026	90+ Days	
6500	EAST HANOVER	01/11/1951	Active	18	0	0	0.00%	21		2	Y		N	09/2025		\$50.00
6501	FAYETTE	11/08/1951	Active	29	1	1	0.00%	28	8	0	Y		N	08/2025		\$6.25
6502	GREENCASTLE	03/09/1944	Active	23	1	2	-4.17%	24	22	1	Y		N	01/2026		\$105.00
6503	GREENE TOWNSHIP	02/11/1958	Active	23	0	0	0.00%	24		9	Y		N	01/2026		\$100.00
6504	HARRISBURG	03/08/1921	Active	19	1	0	5.56%	21		2	Y	3	R	10/2025	90+ Days	\$500.00
Exc Award (06/30/2019)																
6507	HERSHEY	09/15/1944	Active	25	0	4	-13.79%	29	23	1	Y	2	R	12/2025		\$1,480.00
6510	ICKESBURG	01/23/1945	Active	50	0	3	-5.66%	60	16	1	Y	2	N	01/2026		\$100.00
Exc Award (06/30/2018)																
6511	LANDISBURG	05/04/1948	Active	59	1	2	-1.67%	62	12	3	Y		N	09/2025		\$300.00
Exc Award (06/30/2019)																
6513	LIVERPOOL	10/10/1938	Active	33	3	4	-2.94%	34	11	0	N	None		02/2024		
6514	LOWER PAXTON TOWNSHIP	01/30/1948	Active	45	3	1	4.65%	46	17	0	Y		N	01/2026		\$100.00
Exc Award (06/30/2023)																
138731	Lower Paxton Township Lionses	06/21/2019	Active	19	1	0	5.56%	19		0	Y		N	01/2026		\$50.00
29096	LOWER SWATARA L C	04/08/1974	Active	46	2	7	-9.80%	46	2	0	Y		N	01/2026	90+ Days	\$31.25
Exc Award (06/30/2023, 06/30/2024)																
6516	LURGAN TOWNSHIP	03/24/1959	Active	37	1	5	-9.76%	41	18	2	Y		IP	12/2025		\$1,050.00
6517	MARYSVILLE	07/19/1945	Active	40	1	0	2.56%	50		4	Y		N	02/2023		\$125.00
6518	MERCERSBURG	02/26/1941	Active	41	2	1	2.50%	39	39	1	Y	6	R	02/2022		
6519	MIDDLE PAXTON	05/05/1960	Active	45	5	3	4.65%	45	21	0	Y		R	01/2024		
6521	MIFFLINTOWN	05/24/1946	Active	37	0	1	-2.63%	36	15	4	Y	3	R	10/2025		\$100.00
Exc Award (06/30/2023)																
6522	MILLERSBURG	04/07/1925	Active	12	4	0	50.00%	9		0	Y	11	R	01/2025		\$20.00
6524	MT PARNELL	01/10/1947	Active	27	1	0	3.85%	27		0	Y		N	12/2025		\$142.50
Exc Award (06/30/2016)																



Club Health Assessment for District 14 T through January 2026

			Status	Membership						Reports				Finance	LCIF	
Club Number	Club Name	Charter Date	Times in Status Quo in Past 2 Years	Current Member Count **	YTD Members Added	YTD Members Dropped	YTD Net Growth% ***	Member Count 1 Year Ago	Dropped Members Avg.Length of Service	Months Since Membership Update	Current Officers Reported ****	Current President Repeated Term	VP Reported *****	Last Date Reported Service (mm/yyyy)	Account Balance	YTD Donations
6525	NEW BLOOMFIELD	10/03/1938	Active	44	3	3	0.00%	49	1	1	Y		N	11/2025		\$1,171.25
6526	NEWPORT	02/14/1938	Active	21	3	3	0.00%	20	12	1	N	None		10/2022	90+ Days	\$446.88
6529	PATH VALLEY	12/09/1943	Active	27	5	1	17.39%	23	1	0	Y	2	R	01/2026		\$100.00
6530	PAXTANG	04/16/1953	Active	50	2	0	4.17%	50		2	Y	2	R	12/2025		
Exc Award (06/30/2016, 06/30/2017)																
6531	PENBROOK	01/18/1946	Active	18	4	1	20.00%	16	4	0	Y			01/2026	90+ Days	\$575.00
6533	PORT ROYAL	05/03/1945	Active(2)	15	4	19	-50.00%	30	14	1	N	None		05/2023	90+ Days	
6534	RICHFIELD	05/05/1953	Active	26	0	1	-3.70%	28	63	0	Y		N	09/2025	90+ Days	\$1,000.00
6535	ROUZERVILLE	02/03/1949	Active	24	2	0	9.09%	21		5	Y	6	R	08/2015		
31656	SHERMANS DALE	02/03/1976	Active	39	3	0	8.33%	39		2	Y		N	01/2026	90+ Days	\$50.00
6542	WAYNESBORO	11/06/1929	Active	22	4	8	-15.38%	28	14	1	Y			01/2026		\$500.00
Exc Award (06/30/2017, 06/30/2023, 06/30/2024)																
126237	Waynesboro Area Lioness	11/19/2015	Active	11	0	4	-26.67%	19	6	0	N			10/2025		\$100.00
6543	WEST HANOVER	01/22/1951	Active	32	1	10	-21.95%	40	11	2	Y	5	R	01/2025		\$62.50
Exc Award (06/30/2022)																


Clubs Cancelled Previous Fiscal Year – Clubs Cancelled within last 12 months may be reinstated

Club Number	Club Name	Charter Date	Current Status*	Cancellation Date
43859	CHAMBERSBURG EVENING	05/29/1984	Cancelled(6*)	06/29/2025
108558	Fayetteville Area	06/07/2010	Cancelled(8*)	06/29/2025
138766	Susquehanna Township	06/21/2019	Cancelled(8*)	12/30/2024

Current Total Clubs Count	YTD New Clubs Count	YTD Cancelled Clubs Count	YTD Net Club Gain	Current Total Members Count	YTD Add	YTD Drop	YTD Net Growth	YTD Net Growth %	Member Count 12 Months Ago	Average Member Count Per Club	% of Clubs with less than 20 members	% No Officer Report in 12 Months	% of Clubs with balance 90+ days	Number of Clubs in Status Quo	% Status Quo Clubs in Financial Suspension	Number of Cancelled Clubs	Average Cancelled Club Age	Members Lost Due to Cancellation	% of Clubs Cancelled for Non-Financial Reasons
34	0	0	0	1,057	70	92	-22	-2.04%	1,105	31	21%	0%	24%	0	0%	0	0	0	0%



Club Health Assessment for District 14 T through January 2026

																
Club Number	Club Name	Charter Date	Status	Membership					Reports				Finance	LCIF		
			Times in Status Quo in Past 2 Years	Current Member Count **	YTD Members Added	YTD Members Dropped	YTD Net Growth% ***	Member Count 1 Year Ago	Dropped Members Avg.Length of Service	Months Since Membership Update	Current Officers Reported ****	Current President Repeated Term	VP Reported *****	Last Date Reported Service (mm/yyyy)	Account Balance	YTD Donations

* - P - Priority Club. Cancellation Reasons: 1-Objectives/conduct, 2-Non-active club, 5-Non-existing club, 6-Disbanding, 7-Merger, 8-Financial Suspension, 9-District/Multiple District Dues.

** Red denotes below 15 active members.

*** Red denotes 20% + loss.

**** Y - all 3 (President, Secretary, Treasurer) club officers reported, N - not all 3 reported.

***** Abbreviation: N-New, IP-Immediate Past, R-Repeat.



Club Health Assessment for District 14 U through January 2026

			Status	Membership					Reports					Finance	LCIF	
Club Number	Club Name	Charter Date	Times in Status Quo in Past 2 Years	Current Member Count **	YTD Members Added	YTD Members Dropped	YTD Net Growth% ***	Member Count 1 Year Ago	Dropped Members Avg.Length of Service	Months Since Membership Update	Current Officers Reported ****	Current President Repeated Term	VP Reported *****	Last Date Reported Service (mm/yyyy)	Account Balance	YTD Donations
Clubs more than two years old																
33418	BOWMANSTOWN-PARRYVILL E L C	03/14/1977	Active	31	3	0	10.71%	28		0	Y		N	01/2026		
Exc Award (06/30/2023)																
105738	BUSHKILL SMITHFIELDS	06/09/2009	Active	15	1	0	7.14%	15		0	Y	2	R	12/2025		
33078	DINGMANS FERRY	12/14/1976	Active(1)	10	0	5	-33.33%	15	6	0	N	8		04/2024		
6220	GREENE DREHER	04/06/1951	Active(1)	12	0	5	-29.41%	16	12	0	N	4		05/2023		
6161	JIM THORPE	06/25/1948	Active	36	0	1	-2.70%	39	1	6	Y		N	01/2026		
Exc Award (06/30/2023)																
65338	LEHIGHTON AREA LIONESS	05/15/2002	Active	35	3	0	9.38%	32		2	Y		N	01/2026		
Exc Award (06/30/2023)																
45767	LEHIGHTON FRANKLIN TOWNSHIP	02/19/1986	Active	25	1	6	-16.67%	31	12	4	N	4		10/2023	90+ Days	
Exc Award (06/30/2022)																
6185	LITTLE SCHUYLKILL	12/11/1957	Active	17	0	0	0.00%	17		7	Y		N	02/2025		
6188	MAHONING TOWNSHIP	11/07/1958	Active	23	1	3	-8.00%	25	29	2	Y	25		11/2025		
6191	MC ADOO	07/15/1937	Active	32	3	0	10.34%	29		5	Y		N	02/2025		
Exc Award (06/30/2021, 06/30/2023)																
6192	MILFORD	05/15/1952	Active	19	0	1	-5.00%	21	4	6	N	None		05/2025		\$75.00
Exc Award (06/30/2022)																
6193	MINERSVILLE AREA L C	10/19/1949	Active(2)	28	0	1	-3.45%	29	14	2	Y	2		07/2022		
6217	Monroe Sights for Hope	12/22/1924	Active	21	0	1	-4.55%	30	6	2	Y			11/2025		
Exc Award (06/30/2023)																
6197	ORWIGSBURG	04/08/1935	Active	63	3	3	0.00%	61	31	0	Y		N	12/2022		
6198	PALMERTON	10/18/1954	Active	8	0	0	0.00%	11		11	Y		N	01/2026		
6199	PINE GROVE	01/10/1947	Active	42	0	1	-2.33%	43	9	3	N	2		01/2026		
Exc Award (06/30/2021, 06/30/2023)																
6201	POCONO	11/22/1949	Active	84	4	10	-6.67%	90	16	1	Y	2	R	12/2025	90+ Days	
Exc Award (06/30/2022)																
6202	PORTER TOWER L C	12/01/1955	Active	57	0	6	-9.52%	63	6	2	Y		R	01/2026		
Exc Award (06/30/2021)																
6204	POTTSVILLE	07/17/1923	Active	48	2	5	-5.88%	51	23	0	Y		N	01/2026		



Club Health Assessment for District 14 U through January 2026

			Status		Membership					Reports				Finance		LCIF		
Club Number	Club Name	Charter Date	Times in Status Quo in Past 2 Years	Current Member Count **	YTD Members Added	YTD Members Dropped	YTD Net Growth% ***	Member Count 1 Year Ago	Dropped Members Avg.Length of Service	Months Since Membership Update	Current Officers Reported ****	Current President Repeated Term	VP Reported *****	Last Date Reported Service (mm/yyyy)	Account Balance	YTD Donations		
Exc Award (06/30/2023)			Active	30	1	1	0.00%	30	4	1	N	4		11/2025	90+ Days	\$1,000.00		
6207	SAINT CLAIR	02/28/1951		20	0	4	-16.67%	24	3	0	Y	2	R	12/2023				
32285	SHOHOLA AREA L C	05/25/1976		Active(1)	16	0	1	-5.88%	19	22	4	N	None	01/2026				
6219	TANNERSVILLE	11/29/1954		Active	44	2	0	4.76%	46	3	N		12/2025					
50975	VALLEY VIEW TRI-VALLEY	10/04/1990		Active	20	2	3	-4.76%	22	9	1	Y	4	01/2026				
Exc Award (06/30/2018, 06/30/2023)																		
6223	WAYNE TOWNSHIP L C	05/23/1972		Active	17	0	0	0.00%	18	11	N	5		11/2025				
6227	WEST PENN TWSP	01/05/1948	Active	26	1	3	-7.14%	26	21	0	Y		N	01/2026		\$25.00		
Exc Award (06/30/2022)																		
Current Total Clubs Count	YTD New Clubs Count	YTD Cancelled Clubs Count	YTD Net Club Gain	Current Total Members Count	YTD Add	YTD Drop	YTD Net Growth %	Member Count 12 Months Ago	Average Member Count Per Club	% of Clubs with less than 20 members	% No Officer Report in 12 Months	% of Clubs with balance 90+ days	Number of Clubs in Status Quo	% Status Quo Clubs in Financial Suspension	Number of Cancelled Clubs	Average Cancelled Club Age	Members Lost Due to Cancellation	% of Clubs Cancelled for Non-Financial Reasons
26	0	0	0	779	27	60	-33	-4.06%	831	30	31%	4%	12%	0	0%	0	0	0

* - P - Priority Club. Cancellation Reasons: 1-Objectives/conduct, 2-Non-active club, 5-Non-existing club, 6-Disbanding, 7-Merger, 8-Financial Suspension, 9-District/Multiple District Dues.

** Red denotes below 15 active members.

*** Red denotes 20% + loss.

**** Y - all 3 (President, Secretary, Treasurer) club officers reported, N - not all 3 reported.

***** Abbreviation: N-New, IP-Immediate Past, R-Repeat.



Club Health Assessment for District 14 W through January 2026

			Status	Membership					Reports					Finance		LCIF
Club Number	Club Name	Charter Date	Times in Status Quo in Past 2 Years	Current Member Count **	YTD Members Added	YTD Members Dropped	YTD Net Growth% ***	Member Count 1 Year Ago	Dropped Members Avg.Length of Service	Months Since Membership Update	Current Officers Reported ****	Current President Repeated Term	VP Reported *****	Last Date Reported Service (mm/yyyy)	Account Balance	YTD Donations
Clubs more than two years old																
6047	ASHLEY	01/31/1947	Active	10	0	0	0.00%	10		7	Y			12/2015		
6055	DALLAS	02/20/1950	Active	13	1	1	0.00%	13	1	2	Y		N	06/2024		\$500.00
6058	DRUMS	04/18/1955	Active	41	0	0	0.00%	41		1	Y		N	12/2025		\$500.00
66292	DRUMS LIONESS	06/25/2002	Active	53	7	1	12.77%	42	3	2	Y	2	R	01/2026		
Exc Award (06/30/2022, 06/30/2023, 06/30/2024)																
6060	DUPONT	01/17/1949	Active	48	5	0	11.63%	46		0	Y	2		01/2026		\$400.00
Exc Award (06/30/2023)																
6061	DURYEA	09/19/1950	Active	10	0	0	0.00%	10		19	Y		R	08/2025		
6063	EXETER	11/28/1951	Active	21	0	2	-8.70%	22	5	1	Y	3	R	10/2025		
31737	FORTY FORT	02/20/1976	Active	60	1	1	0.00%	58	0	5	Y			11/2025		\$1,000.00
Exc Award (06/30/2023)																
6068	HANOVER TOWNSHIP	06/20/1945	Active	25	1	0	4.17%	22		0	Y	8	R	12/2021	90+ Days	\$1,000.00
6070	HARVEYS LAKE	02/03/1950	Active	9	0	0	0.00%	8		7	Y	4		01/2026		
6072	HAZLETON	10/22/1923	Active(1)	16	1	2	-5.88%	16	22	2	Y		N	01/2026		
Exc Award (06/30/2023)																
35715	HUGHESTOWN	06/14/1978	Active(1)	14	1	0	7.69%	12		0	Y	18	R	01/2026		\$50.00
6075	JENKINS TOWNSHIP	10/06/1958	Active	29	1	2	-3.33%	30	2	1	Y	10		12/2016		
36049	LAKE SILKWORTH AREA L C	09/15/1978	Active	18	0	0	0.00%	19		0	Y		R	01/2026		\$100.00
Exc Award (06/30/2023)																
6087	NANTICOKE	03/11/1935	Cancelled(6*)	0	0	0	0.00%	9		7	N	None		09/2024		
33015	NEWPORT TOWNSHIP	11/22/1976	Active	23	5	1	21.05%	19	10	2	Y	10		03/2015		
31009	PARSONS	06/27/1975	Active	19	3	0	18.75%	16		2	Y			01/2026		\$288.84
6092	PLAINS	02/18/1947	Active	50	7	0	16.28%	45		1	Y		N	01/2026		\$485.00
Exc Award (06/30/2016, 06/30/2022)																
64428	PLAINS J L WROBLEWSKI MT LAURE	06/15/2001	Active	21	0	3	-12.50%	24	19	0	Y	2	R	01/2026		
6103	TWIN BORO	09/27/1951	Active	14	0	0	0.00%	14		12	Y	2	R	12/2016		
6105	TWIN COUNTY	03/15/1954	Active	34	0	0	0.00%	35		5	Y		R	01/2026		
6107	WEST HAZLETON	03/13/1947	Active	10	0	1	-9.09%	11	5	1	Y	14		02/2025		



Club Health Assessment for District 14 W through January 2026

INTERNATIONAL

Club Number	Club Name	Charter Date	Status	Membership						Reports				Finance	LCIF	
			Times in Status Quo in Past 2 Years	Current Member Count **	YTD Members Added	YTD Members Dropped	YTD Net Growth% ***	Member Count 1 Year Ago	Dropped Members Avg.Length of Service	Months Since Membership Update	Current Officers Reported ****	Current President Repeated Term	VP Reported *****	Last Date Reported Service (mm/yyyy)	Account Balance	YTD Donations
6109	WHITE HAVEN	04/18/1938	Active	26	1	4	-10.34%	27	2	0	Y	2		01/2026		
61883	WILKES BARRE	05/11/1999	Active	19	0	0	0.00%	17		8	Y	2	R	12/2025		\$70.00
Exc Award (06/30/2021, 06/30/2024, 06/30/2025)																

Clubs Cancelled Previous Fiscal Year – Clubs Cancelled within last 12 months may be reinstated

Club Number	Club Name	Charter Date	Current Status*	Cancellation Date
97178	KINGSTON	05/23/2006	Cancelled(8*)	06/29/2025

Current Total Clubs Count	YTD New Clubs Count	YTD Cancelled Clubs Count	YTD Net Club Gain	Current Total Members Count	YTD Add	YTD Drop	YTD Net Growth	YTD Net Growth %	Member Count 12 Months Ago	Average Member Count Per Club	% of Clubs with less than 20 members	% No Officer Report in 12 Months	% of Clubs with balance 90+ days	Number of Clubs in Status Quo	% Status Quo Clubs in Financial Suspension	Number of Cancelled Clubs	Average Cancelled Club Age	Members Lost Due to Cancellation	% of Clubs Cancelled for Non-Financial Reasons
23	0	1	-1	583	34	18	16	2.82%	566	25	48%	0%	4%	0	0%	1	110	0	0%

* - P - Priority Club. Cancellation Reasons: 1-Objectives/conduct, 2-Non-active club, 5-Non-existing club, 6-Disbanding, 7-Merger, 8-Financial Suspension, 9-District/Multiple District Dues.

** Red denotes below 15 active members.

*** Red denotes 20% + loss.

**** Y - all 3 (President, Secretary, Treasurer) club officers reported, N - not all 3 reported.

***** Abbreviation: N-New, IP-Immediate Past, R-Repeat.



Club Health Assessment for District 24 C through January 2026

			Status	Membership						Reports				Finance	LCIF	
Club Number	Club Name	Charter Date	Times in Status Quo in Past 2 Years	Current Member Count **	YTD Members Added	YTD Members Dropped	YTD Net Growth% ***	Member Count 1 Year Ago	Dropped Members Avg.Length of Service	Months Since Membership Update	Current Officers Reported ****	Current President Repeated Term	VP Reported *****	Last Date Reported Service (mm/yyyy)	Account Balance	YTD Donations
Clubs more than two years old																
9360	ABINGDON	03/17/1954	Active	7	0	2	-22.22%	7	1	3	Y	5		08/2025		\$25.00
9361	APPALACHIA	11/27/1941	Active	31	0	4	-11.43%	38	27	0	Y	7	R	01/2026		\$25.00
41828	BEDFORD	09/07/1982	Active	32	2	2	0.00%	34	38	0	Y	9	R	12/2025		\$75.00
9362	BIG STONE GAP	03/27/1951	Active	15	2	0	15.38%	13		0	Y	9		06/2025		\$1,500.00
9322	BLACKSBURG BREAKFAST	10/29/1973	Active	29	3	3	0.00%	28	37	1	Y		R	11/2025		\$2,050.00
9364	BLUEFIELD	10/08/1953	Active	35	3	4	-2.78%	30	11	0	Y	2	R	11/2025		\$100.00
9376	BRISTOL GOODSON	05/04/1964	Active	8	1	1	0.00%	8	4	4	Y	4	R	06/2025		
9365	BRISTOL HOST	06/02/1924	Active	30	11	3	36.36%	29	40	0	Y	2		11/2024	90+ Days	\$1,025.00
9366	BRISTOL TWIN CITIES	11/02/1959	Active	30	5	3	7.14%	26	34	0	Y			11/2025		\$1,290.70
Exc Award (06/30/2023, 06/30/2024)																
9324	BUCHANAN	12/10/1953	Active	20	7	3	25.00%	16	3	1	Y	2	R	01/2026	90+ Days	
9367	CASTLEWOOD	11/06/1957	Active	15	0	1	-6.25%	16	29	1	Y	2		12/2025		\$200.00
9325	CAVE SPRING	05/29/1941	Active	41	0	1	-2.38%	43	1	2	Y		N	01/2026		\$625.00
Exc Award (06/30/2016)																
9368	CHILHOWIE	12/15/1947	Active	12	0	0	0.00%	4		9	N	3		06/2025		
9326	CHRISTIANSBURG	01/20/1941	Active	60	2	4	-3.23%	64	8	0	Y	2	N	01/2026		\$900.00
Exc Award (06/30/2023, 06/30/2024)																
9370	CLINTWOOD	05/14/1968	Active	24	0	3	-11.11%	27	2	4	N	3	R	11/2025		
137194	Daleville Fincastle	01/24/2019	Active	19	2	3	-5.00%	23	7	0	Y			01/2026		\$5,200.00
Exc Award (06/30/2021, 06/30/2024)																
9329	DUBLIN	08/31/1953	Active	49	4	1	6.52%	47	30	0	Y		N	12/2025		\$1,050.00
Exc Award (06/30/2019, 06/30/2021)																
9332	FERRUM	10/29/1946	Active	17	0	0	0.00%	17		12	Y	7	N	09/2025		
9334	FOREST	03/20/1973	Active	21	2	1	5.00%	21	14	2	Y		R	11/2025		
Exc Award (06/30/2017, 06/30/2019, 06/30/2020)																
9372	FRIES	12/09/1941	Active	18	1	0	5.88%	17		3	Y	23	R	01/2026		\$100.00
9373	GALAX	12/13/1938	Active	12	0	8	-40.00%	18	6	0	Y	2	R	01/2026		\$290.00
Exc Award (06/30/2025)																



Club Health Assessment for District 24 C through January 2026

			Status	Membership						Reports				Finance		LCIF
Club Number	Club Name	Charter Date	Times in Status Quo in Past 2 Years	Current Member Count **	YTD Members Added	YTD Members Dropped	YTD Net Growth% ***	Member Count 1 Year Ago	Dropped Members Avg.Length of Service	Months Since Membership Update	Current Officers Reported ****	Current President Repeated Term	VP Reported *****	Last Date Reported Service (mm/yyyy)	Account Balance	YTD Donations
126779	Giles Breakfast	03/23/2016	Active	10	0	1	-9.09%	12	9	0	Y		N	01/2026		
64286	HAYSI-CLINCHCO	05/21/2001	Active	13	0	0	0.00%	13		32	N	None		06/2025		
9379	HILLSVILLE	07/30/1940	Active	30	3	1	7.14%	29	25	1	Y		N	12/2025		\$350.00
9380	HONAKER	01/27/1958	Active	20	0	1	-4.76%	21	15	1	Y		N	09/2025		
9383	JONESVILLE	08/14/1940	Active	18	0	2	-10.00%	20	39	0	Y		R	01/2026		
9385	LEBANON	09/04/1940	Active	17	1	0	6.25%	16		2	Y	2	R	09/2025		
9386	MARION	09/29/1941	Active	16	8	1	77.78%	10	49	0	Y		N	01/2026		
9337	MARTINSVILLE/HENRY COUNTY Exc Award (06/30/2019)	03/19/1947	Active	22	5	3	10.00%	19	19	1	Y		N	01/2026	90+ Days	\$900.00
9338	MT PLEASANT Exc Award (06/30/2023)	06/15/1961	Active	20	3	1	11.11%	16	8	2	Y	6	R	11/2025		
9389	NORTH TAZEWELL	10/21/1957	Active	15	2	1	7.14%	14	3	0	Y		N	04/2025	90+ Days	\$25.00
9388	NORTON	02/18/1947	Active	33	0	6	-15.38%	38	2	3	Y	2	N	10/2025		\$50.00
9342	PEARISBURG Exc Award (06/30/2016)	10/03/1932	Active	33	2	0	6.45%	31		2	Y		IP	12/2025		
9391	PENNINGTON GAP	05/26/1932	Active	16	1	0	6.67%	15		1	Y	6	R	06/2024		
9392	POCAHONTAS	11/12/1941	Active	11	0	0	0.00%	12		7	Y	10		04/2025		
9393	POUND	09/24/1953	Active	20	0	0	0.00%	21		8	Y	9	R	01/2026		\$25.00
9346	RICH CREEK	12/18/1947	Active	21	2	0	10.53%	22		2	Y	2	R	04/2025		
9394	RICHLANDS	01/29/1947	Active	23	3	0	15.00%	20		2	Y	6	R	10/2025	90+ Days	
9349	ROANOKE HOST	03/31/1922	Active	4	0	0	0.00%	5		9	Y	8		05/2025		
33830	ROANOKE VALLEY BREAKFAST Exc Award (06/30/2016, 06/30/2017)	05/06/1977	Active	63	2	0	3.28%	60		3	Y		N	10/2025		\$990.00
9354	ROCKY MOUNT	06/20/1924	Active	17	1	0	6.25%	13		7	Y	7	N	12/2025		
9396	RURAL RETREAT	09/23/1941	Active	25	3	2	4.17%	25	5	2	Y		N	01/2026	90+ Days	\$400.00
55940	SALEM HANGING ROCK	06/30/1994	Active	6	0	0	0.00%	6		17	Y	2		05/2022		
9355	SALEM HOST Exc Award (06/30/2019, 06/30/2024)	10/11/1935	Active	44	0	1	-2.22%	42	1	5	Y	2	N	01/2026		\$1,100.00
9399	SALTVILLE RICH VALLEY	05/26/1950	Active	29	2	3	-3.33%	29	19	0	Y		N	11/2025		\$75.00



Club Health Assessment for District 24 C through January 2026

			Status	Membership						Reports				Finance	LCIF	
Club Number	Club Name	Charter Date	Times in Status Quo in Past 2 Years	Current Member Count **	YTD Members Added	YTD Members Dropped	YTD Net Growth% ***	Member Count 1 Year Ago	Dropped Members Avg.Length of Service	Months Since Membership Update	Current Officers Reported ****	Current President Repeated Term	VP Reported *****	Last Date Reported Service (mm/yyyy)	Account Balance	YTD Donations
Exc Award (06/30/2023)																
41008	SMITH MOUNTAIN LAKE	03/12/1982	Active	39	0	4	-9.30%	40	19	1	Y			10/2025		\$1,250.00
9400	TAZEWELL	02/28/1947	Active	20	0	1	-4.76%	21	15	3	Y	4	R	10/2025		\$25.00
44957	VINTON BREAKFAST	05/06/1985	Active	58	5	4	1.75%	58	12	1	Y		N	01/2026		\$200.00
Exc Award (06/30/2023)																
9403	WISE	09/29/1953	Active	8	1	0	14.29%	7		6	Y	9	R	11/2025		
9404	WYTHEVILLE	02/28/1941	Active	88	12	3	11.39%	75	14	0	Y		N	01/2026	90+ Days	\$350.00
Exc Award (06/30/2017, 06/30/2018, 06/30/2024)																

Clubs Cancelled Previous Fiscal Year – Clubs Cancelled within last 12 months may be reinstated

Club Number	Club Name	Charter Date	Current Status*	Cancellation Date
9335	FORT LEWIS	01/23/1953	Cancelled(6*)	10/29/2024

Current Total Clubs Count	YTD New Clubs Count	YTD Cancelled Clubs Count	YTD Net Club Gain	Current Total Members Count	YTD Add	YTD Drop	YTD Net Growth	YTD Net Growth %	Member Count 12 Months Ago	Average Member Count Per Club	% of Clubs with less than 20 members	% No Officer Report in 12 Months	% of Clubs with balance 90+ days	Number of Clubs in Status Quo	% Status Quo Clubs in Financial Suspension	Number of Cancelled Clubs	Average Cancelled Club Age	Members Lost Due to Cancellation	% of Clubs Cancelled for Non-Financial Reasons
50	0	0	0	1,264	101	82	19	1.53%	1,236	25	42%	2%	14%	0	0%	0	0	0	0%

* - P - Priority Club. Cancellation Reasons: 1-Objectives/conduct, 2-Non-active club, 5-Non-existing club, 6-Disbanding, 7-Merger, 8-Financial Suspension, 9-District/Multiple District Dues.

** Red denotes below 15 active members.

*** Red denotes 20% + loss.

**** Y - all 3 (President, Secretary, Treasurer) club officers reported, N - not all 3 reported.

***** Abbreviation: N-New, IP-Immediate Past, R-Repeat.



Club Health Assessment for District 24 I through January 2026

			Status	Membership						Reports				Finance		LCIF
Club Number	Club Name	Charter Date	Times in Status Quo in Past 2 Years	Current Member Count **	YTD Members Added	YTD Members Dropped	YTD Net Growth% ***	Member Count 1 Year Ago	Dropped Members Avg.Length of Service	Months Since Membership Update	Current Officers Reported ****	Current President Repeated Term	VP Reported *****	Last Date Reported Service (mm/yyyy)	Account Balance	YTD Donations
Clubs more than two years old																
9174	AMELIA	11/14/1955	Active	18	3	0	20.00%	14		3	Y		N	11/2025		
9210	AMHERST COUNTY	03/26/1956	Active	15	0	0	0.00%	16		7	Y	2	N	01/2026		\$1,000.00
9176	APPOMATTOX	08/23/1939	Active	8	0	1	-11.11%	10	18	0	Y	7		09/2025		
9179	BLACKSTONE	10/27/1952	Active	4	0	1	-20.00%	6	19	0	Y	16	R	09/2025		
9216	BON	03/02/1934	Active	26	1	2	-3.70%	29	21	2	Y		N	08/2025		\$1,050.00
9268	AIR-MANCHESTER-MIDLOTHI	02/14/1947	Active(1)	6	0	0	0.00%	6		19	N	None		12/2025		
35724	BRANDERMILL & MIDLOTHIAN (WOODLAKE)	06/12/1978	Active	27	3	2	3.85%	32	20	1	Y		N	12/2025	90+ Days	\$100.00
9183	BROOKVILLE TIMBERLAKE	04/17/1956	Active	14	0	0	0.00%	14		0	Y	6		12/2024		
9269	CAPE CHARLES	05/31/1934	Active	19	0	0	0.00%	19		17	Y	2	R	11/2025		\$500.00
	Exc Award (06/30/2016, 06/30/2017, 06/30/2018, 06/30/2023)															
9270	CENTRAL SHORE	02/06/1959	Active	10	0	0	0.00%	10		9	Y	4	N	12/2025		\$30.00
9185	CHARLOTTE L C	03/16/1972	Active	14	1	0	7.69%	15		3	Y	2	R	12/2025		\$1,500.00
	Exc Award (06/30/2023)															
9186	CHASE CITY	02/18/1942	Active	10	0	1	-9.09%	11	61	0	Y		R	11/2025		
9278	CHESAPEAKE GREAT BRIDGE	01/24/1957	Active	13	0	0	0.00%	16		5	Y		N	12/2025		
9306	CHESAPEAKE HOST	12/08/1947	Active	16	1	0	6.67%	16		4	Y	2	IP	10/2025		
	Exc Award (06/30/2016, 06/30/2018)															
9307	CHESAPEAKE SOUTHSIDE	01/23/1948	Active	37	0	1	-2.63%	36	1	6	Y		N	01/2026		\$50.00
	Exc Award (06/30/2016, 06/30/2022, 06/30/2023)															
53154	CHESAPEAKE WESTERN BRANCH	05/27/1992	Active	6	0	3	-33.33%	9	17	1	N	None		11/2025		
9188	CHESTER	01/16/1939	Active	15	0	2	-11.76%	17	35	1	Y	8	R	12/2025		
	Exc Award (06/30/2018)															
63912	CHESTERFIELD PREV BLINDNES MNG	01/17/2001	Active	18	1	0	5.88%	15		4	Y	2	R	09/2025		
	Exc Award (06/30/2017)															
9271	CHURCHLAND L C	05/09/1966	Active	14	0	0	0.00%	14		2	Y		IP	11/2025		
9189	CLARKSVILLE	02/10/1941	Active	24	1	5	-14.29%	29	8	4	Y	2	N	10/2025	90+ Days	\$1,000.00



Club Health Assessment for District 24 I through January 2026

			Status	Membership					Reports				Finance	LCIF		
Club Number	Club Name	Charter Date	Times in Status Quo in Past 2 Years	Current Member Count **	YTD Members Added	YTD Members Dropped	YTD Net Growth% ***	Member Count 1 Year Ago	Dropped Members Avg.Length of Service	Months Since Membership Update	Current Officers Reported ****	Current President Repeated Term	VP Reported *****	Last Date Reported Service (mm/yyyy)	Account Balance	YTD Donations
Exc Award (06/30/2022, 06/30/2023)																
9273	CRADOCK	07/08/1947	Active	16	0	0	0.00%	19		7	Y		N	01/2026		
9192	CREWE BURKEVILLE	06/05/1968	Cancelled(8*)	0	0	5	-100.00%	8	10	9	N	None			90+ Days	
9193	DANVILLE HOST	05/19/1922	Active	18	0	0	0.00%	18		11	N	None		06/2025		
9195	DANVILLE MORNING	03/08/1973	Active	6	0	0	0.00%	6		12	N	None				
59969	DINWIDDIE	09/24/1997	Active	9	0	0	0.00%	9		6	N	None		12/2025		\$100.00
110484	EASTERN VIRGINIA MEDICAL SCHOOL	03/01/2011	Active	20	9	9	0.00%	19	4	0	N			12/2025		
9197	FARMVILLE	06/15/1923	Active	37	2	7	-11.90%	45	4	0	Y		N	07/2025		\$2,150.00
Exc Award (06/30/2022)																
9276	FRANKLIN	11/24/1933	Active	11	2	3	-8.33%	12	14	3	Y	2	R	10/2025		
Exc Award (06/30/2018)																
9198	GRETNA	09/21/1953	Active	12	0	1	-7.69%	13	54	3	Y			09/2025		
9281	HAMPTON MERCURY	03/16/1965	Active	27	0	4	-12.90%	16	22	1	Y	2		08/2025		\$800.00
9280	HAMPTON PHOEBUS	02/26/1947	Cancelled(6*)	0	0	1	-100.00%	17	19	5	N	None		12/2024		
9201	HOPEWELL PRINCE GEORGE INC	01/02/1934	Active	11	1	0	10.00%	10		2	Y	8		11/2024		
60355	JAMES CITY	02/10/1998	Active	67	5	9	-5.63%	75	14	1	Y		N	12/2025		
Exc Award (06/30/2016, 06/30/2017, 06/30/2018, 06/30/2024)																
9204	KENBRIDGE-VICTORIA L C	08/13/1953	Active(1)	12	0	0	0.00%	12		23	Y	7		07/2024		
9285	LANCASTER COUNTY	09/23/1947	Active	30	3	1	7.14%	30	17	2	Y	2	N	12/2025		\$150.00
Exc Award (06/30/2017, 06/30/2018)																
9206	LAWRENCEVILLE	03/22/1927	Active(1)	21	0	0	0.00%	22		3	Y	8	R	10/2025		
105359	LYNCHBURG 7 HILLS	04/23/2009	Active	11	0	1	-8.33%	12	16	0	Y	8		01/2026		
9287	MATHEWS	12/13/1954	Active	21	0	2	-8.70%	23	25	1	Y			01/2026		
29454	MECHANICSVILLE	06/11/1974	Active	13	1	2	-7.14%	14	17	3	Y	3	N	03/2025		
9288	MIDDLESEX COUNTY	02/27/1962	Active	20	1	0	5.26%	17		8	Y	4	R	11/2025	90+ Days	
40743	NEW KENT COUNTY	01/22/1982	Active	41	4	0	10.81%	36		2	Y		N	12/2025	90+ Days	\$75.00
Exc Award (06/30/2017, 06/30/2018, 06/30/2022, 06/30/2023)																
9289	NEWPORT NEWS DENBIGH	04/23/1959	Active	23	1	2	-4.17%	23	37	6	Y	2	N	12/2025		
Exc Award (06/30/2017)																



Club Health Assessment for District 24 I through January 2026

			Status	Membership						Reports				Finance	LCIF	
Club Number	Club Name	Charter Date	Times in Status Quo in Past 2 Years	Current Member Count **	YTD Members Added	YTD Members Dropped	YTD Net Growth% ***	Member Count 1 Year Ago	Dropped Members Avg.Length of Service	Months Since Membership Update	Current Officers Reported ****	Current President Repeated Term	VP Reported *****	Last Date Reported Service (mm/yyyy)	Account Balance	YTD Donations
9290	NEWPORT NEWS HOST	01/06/1933	Active	13	1	2	-7.14%	15	45	1	Y	4	R	12/2025	90+ Days	\$50.00
Exc Award (06/30/2017, 06/30/2023)																
9291	NORFOLK HOST	02/09/1922	Active	22	0	2	-8.33%	24	38	6	Y	8		01/2026		
Exc Award (06/30/2017)																
9286	NORFOLK LITTLE CREEK	05/04/1956	Active	15	0	0	0.00%	14		8	Y	9	R	01/2026	\$4,000.00	
Exc Award (06/30/2018, 06/30/2024, 06/30/2025)																
105764	NORFOLK MIDDLE TOWN	06/12/2009	Active(1)	10	0	0	0.00%	10		18	N	9		01/2026		
9297	NORFOLK NORVIEW	02/06/1947	Active	8	0	0	0.00%	8		9	Y	9	R	12/2025		
9293	NORFOLK OCEAN VIEW	10/02/1933	Active	22	4	0	22.22%	18		0	Y		N	01/2026		
Exc Award (06/30/2017, 06/30/2024)																
9294	NORFOLK WARDS CORNER	02/14/1947	Active	10	0	0	0.00%	10		18	Y	9	R	12/2024		
9282	NORTHAMPTON COMMUNITY	12/13/1960	Cancelled(6*)	0	0	3	-100.00%	3	6	1	N	None		11/2025		
9296	NORTHUMBERLAND COUNTY	03/16/1953	Active	16	0	3	-15.79%	19	6	0	Y		R	01/2026	\$615.00	
Exc Award (06/30/2016, 06/30/2025)																
9303	POQUOSON	02/18/1948	Active	37	0	0	0.00%	38		6	Y		N	01/2026	\$100.00	
Exc Award (06/30/2019, 06/30/2023)																
9304	PORTSMOUTH HOST	12/05/1932	Active	18	0	0	0.00%	17		5	Y	2	R	09/2025	\$605.00	
31793	POWHATAN	03/02/1976	Active	68	3	3	0.00%	67	3	0	Y		N	01/2026		
41884	RICHMOND BATTLEFIELD PARK	10/11/1982	Active	11	0	1	-8.33%	12	41	1	Y	9	R	12/2025		
9203	RICHMOND JAMES RIVER	11/10/1953	Active	18	1	1	0.00%	19	46	0	Y	2	R	01/2026		
9219	RUSTBURG	06/26/1947	Active	17	0	1	-5.56%	18	8	5	Y	4		12/2025		
156950	SEVA Peninsula Asian-American	01/16/2024	Active	61	29	1	84.85%	24	0	0	Y		N	01/2026	\$250.00	
Exc Award (06/30/2025)																
33309	SMITHFIELD	02/07/1977	Active	27	2	5	-10.00%	31	12	0	Y	2	R	10/2025	\$1,000.00	
Exc Award (06/30/2016, 06/30/2018)																
9220	SOUTH BOSTON	01/17/1927	Active(3)	7	0	0	0.00%	7		13	N	None		02/2022		
9221	SOUTH HILL	03/07/1935	Active	28	0	0	0.00%	28		4	Y		N	10/2025	\$205.00	
134715	Southeastern Virginia Filipino - American	05/18/2018	Active	64	21	7	28.00%	54	3	0	Y		N	01/2026	\$45.00	
9308	SUFFOLK	07/18/1923	Active	16	0	1	-5.88%	17	19	6	Y		N	12/2025		\$737.95



Club Health Assessment for District 24 I through January 2026

			Status	Membership						Reports				Finance		LCIF
Club Number	Club Name	Charter Date	Times in Status Quo in Past 2 Years	Current Member Count **	YTD Members Added	YTD Members Dropped	YTD Net Growth% ***	Member Count 1 Year Ago	Dropped Members Avg.Length of Service	Months Since Membership Update	Current Officers Reported ****	Current President Repeated Term	VP Reported *****	Last Date Reported Service (mm/yyyy)	Account Balance	YTD Donations
65432	SURRY COUNTY	05/15/2002	Active	19	3	1	11.76%	17	12	4	Y	3	R	12/2025	90+ Days	
133008	Sussex County	11/16/2017	Active(1)	17	1	6	-22.73%	22	7	1	Y		IP	01/2026		\$120.00
Exc Award (06/30/2022, 06/30/2023)																
9309	TAPPAHANNOCK	01/29/1942	Active	22	2	4	-8.33%	25	4	1	Y	3		08/2025		\$588.00
Exc Award (06/30/2016)																
9223	VARINA	12/03/1957	Active	19	0	0	0.00%	19		13	Y		N	12/2025		\$3,000.00
9266	VIRGINIA BEACH ARAGONA WOODSTOCK	03/08/1960	Active	15	1	0	7.14%	14		2	Y		IP	07/2025		\$4,000.00
Exc Award (06/30/2016)																
9267	VIRGINIA BEACH BAYSIDE	10/04/1951	Active	14	0	0	0.00%	16		7	Y	2	R	11/2025		
90228	VIRGINIA BEACH CENTRAL	11/28/2005	Active(1)	7	0	0	0.00%	7		7	N	None		11/2024		\$40.00
9310	VIRGINIA BEACH HOST	08/24/1933	Active	14	0	0	0.00%	14		15	Y	4	R	12/2025	\$20.00	
9284	VIRGINIA BEACH KEMPSVILLE	03/09/1953	Active	22	1	3	-8.33%	26	16	0	Y		N	01/2026		
Exc Award (06/30/2016)																
41781	VIRGINIA BEACH PRINCESS ANNE OCEANSIDE	08/03/1982	Active	18	1	2	-5.26%	20	10	0	Y		R	01/2026	\$1,200.00	
9313	VIRGINIA BEACH THALIA	04/20/1966	Active	41	5	0	13.89%	36		0	Y			01/2026	\$3,500.00	
Exc Award (06/30/2017, 06/30/2018, 06/30/2022, 06/30/2023, 06/30/2024)																
65469	VIRGINIA BEACH TOWN CENTER-BLIND	06/11/2002	Active	48	4	2	4.35%	48	11	0	Y		N	01/2026	\$775.00	
Exc Award (06/30/2018, 06/30/2024)																
9316	WILLIAMSBURG HOST	04/24/1934	Active	26	1	3	-7.14%	36	10	3	Y	2	R	01/2026		
Exc Award (06/30/2019, 06/30/2022)																
36564	WINDSOR	02/15/1979	Active	20	3	1	11.11%	21	41	3	Y		IP	10/2025	\$1,030.00	
Exc Award (06/30/2016, 06/30/2017, 06/30/2018)																
9317	YORK	03/06/1953	Active	26	0	0	0.00%	26		7	Y	6	R	08/2025		

Clubs Cancelled Previous Fiscal Year – Clubs Cancelled within last 12 months may be reinstated

Club Number	Club Name	Charter Date	Current Status*	Cancellation Date
9184	BUCKINGHAM COUNTY	09/16/1954	Cancelled(6*)	05/29/2025
9191	COLONIAL HEIGHTS	07/22/1947	Cancelled(6*)	12/30/2024
9277	GLOUCESTER	11/21/1947	Cancelled(8*)	06/29/2025



* - P - Priority Club. Cancellation Reasons: 1-Objectives/conduct, 2-Non-active club, 5-Non-existing club, 6-Disbanding, 7-Merger, 8-Financial Suspension, 9-District/Multiple District Dues.
 ** Red denotes below 15 active members.
 *** Red denotes 20% + loss.
 **** Y - all 3 (President, Secretary, Treasurer) club officers reported, N - not all 3 reported.
 ***** Abbreviation: N-New, IP-Immediate Past, R-Repeat.




Club Health Assessment for District 24 L through January 2026

			Status	Membership						Reports				Finance	LCIF	
Club Number	Club Name	Charter Date	Times in Status Quo in Past 2 Years	Current Member Count **	YTD Members Added	YTD Members Dropped	YTD Net Growth% ***	Member Count 1 Year Ago	Dropped Members Avg.Length of Service	Months Since Membership Update	Current Officers Reported ****	Current President Repeated Term	VP Reported *****	Last Date Reported Service (mm/yyyy)	Account Balance	YTD Donations
Clubs less than two years old																
181709	McLean FilAm	05/13/2025	Active	21	3	6	-12.50%	0	1	0	Y	2	N	09/2025		
Clubs more than two years old																
61920	ALEXANDRIA ASIAN-AMERICAN Exc Award (06/30/2017, 06/30/2018, 06/30/2019, 06/30/2020, 06/30/2021, 06/30/2022, 06/30/2024)	05/17/1999	Active	73	7	4	4.29%	74	4	1	Y	4	R	01/2026		
9104	ALEXANDRIA HOST	03/06/1933	Active	22	2	1	4.76%	23	3	2	Y	2	N	08/2025		
9106	ALEXANDRIA LINCOLNIA Exc Award (06/30/2018)	03/31/1964	Active	5	0	1	-16.67%	6	51	3	Y	6	R	01/2026		
53035	AQUIA EVENING Exc Award (06/30/2019, 06/30/2020)	05/05/1992	Active	36	1	11	-21.74%	46	7	2	Y		N	01/2026		\$550.00
38435	AQUIA HARBOUR HOST L C Exc Award (06/30/2017, 06/30/2018, 06/30/2021, 06/30/2022, 06/30/2023)	05/01/1980	Active	55	1	6	-8.33%	62	6	0	Y		R	01/2026		\$1,700.00
9110	ARCOLA	10/17/1952	Active	3	0	0	0.00%	3		20	Y	4	R	08/2025		\$15,000.00
9113	ARLINGTON NORTHWEST ARLINGTON	05/26/1953	Active	14	0	0	0.00%	14		2	Y	15		04/2020		
29102	AUGUSTA	04/22/1974	Active	25	0	0	0.00%	31		5	Y	5	R	01/2026		
9116	BAILEYS CROSSROADS HOST Exc Award (06/30/2016, 06/30/2017, 06/30/2018, 06/30/2024)	02/24/1954	Active	45	1	2	-2.17%	46	9	0	Y	3	R	01/2026		\$2,500.00
42394	BASYE BRYCE MOUNTAIN Exc Award (06/30/2018, 06/30/2019)	03/22/1983	Active	62	1	10	-12.68%	71	13	2	Y		N	01/2026		
9226	BROADWAY Exc Award (06/30/2018, 06/30/2022, 06/30/2023, 06/30/2025)	04/16/1954	Active	49	0	1	-2.00%	44	9	1	Y		N	01/2026		\$11,550.00
9120	BURKE Exc Award (06/30/2021)	04/04/1967	Active	17	2	0	13.33%	15		1	Y	3	R	01/2026		
35163	CHANCELLOR L C Exc Award (06/30/2018)	03/16/1978	Active(1)	20	2	0	11.11%	17		2	Y		N	11/2025		\$2,000.00
9228	CHARLOTTESVILLE HOST	11/15/1934	Active	22	0	0	0.00%	21		7	Y	2	R	08/2025		\$2,000.00




Club Health Assessment for District 24 L through January 2026

			Status	Membership					Reports				Finance	LCIF		
Club Number	Club Name	Charter Date	Times in Status Quo in Past 2 Years	Current Member Count **	YTD Members Added	YTD Members Dropped	YTD Net Growth***	Member Count 1 Year Ago	Dropped Members Avg.Length of Service	Months Since Membership Update	Current Officers Reported ****	Current President Repeated Term	VP Reported *****	Last Date Reported Service (mm/yyyy)	Account Balance	YTD Donations
68812	CHARLOTTESVILLE LIONESS	05/12/2003	Active	16	0	0	0.00%	15		7	Y	2	R	12/2025		
Exc Award (06/30/2023)																
46282	CHURCHVILLE	06/23/1986	Active(1)	4	0	0	0.00%	4		14	N	7		09/2025		
9230	CLARKE COUNTY	02/06/1941	Active	37	0	8	-17.78%	47	10	2	Y	2		01/2026		
9123	CLIFTON	01/13/1969	Active	52	4	2	4.00%	46	13	1	Y		N	01/2026		\$200.00
Exc Award (06/30/2023)																
9231	CLIFTON FORGE	04/19/1935	Active	11	0	0	0.00%	11		10	Y	16		10/2025		\$250.00
9233	CRAIGSVILLE	01/11/1940	Active	5	0	0	0.00%	5		7	N	9		05/2018		
9234	CROZET	10/28/1938	Active	30	1	0	3.45%	26		2	Y		N	01/2026		\$609.00
Exc Award (06/30/2023)																
53355	CULPEPER 92	06/29/1992	Active	14	1	0	7.69%	15		7	Y		R	01/2026		\$200.00
9127	CULPEPER MID DAY	07/15/1960	Active	35	2	3	-2.78%	34	5	1	Y		N	01/2026		\$300.00
Exc Award (06/30/2018, 06/30/2025)																
9128	DAHLGREN	07/16/1959	Active	15	1	1	0.00%	19	38	0	N	3		01/2026		
9236	EDINBURG	11/22/1947	Active	19	1	1	0.00%	19	3	0	Y		R	10/2025		
Exc Award (06/30/2023)																
9237	ELKTON	01/13/1942	Active	12	0	0	0.00%	14		8	Y	8	N	01/2026		
29947	ENGLESIDE	11/22/1974	Active(1)	7	0	1	-12.50%	8	25	1	Y			09/2025		
9133	FAIRFAX HOST	02/21/1951	Active	49	3	4	-2.00%	52	18	0	Y		N	01/2026		\$175.00
Exc Award (06/30/2017, 06/30/2018, 06/30/2020, 06/30/2023, 06/30/2024)																
9108	FALLS CHURCH ANNANDALE	03/23/1948	Active	27	0	2	-6.90%	29	22	2	Y			01/2026		
9138	FREDERICKSBURG HOST	11/10/1938	Active	84	3	1	2.44%	79	1	0	Y		N	01/2026		
Exc Award (06/30/2018, 06/30/2023, 06/30/2025)																
9239	FRONT ROYAL	07/31/1934	Active	19	0	0	0.00%	19		1	Y	4	R	01/2026		
84950	GREATER FALLS RUN	03/03/2005	Active	61	5	6	-1.61%	57	11	0	Y		N	01/2026	90+ Days	\$1,175.00
Exc Award (06/30/2017, 06/30/2023, 06/30/2025)																
9243	GREENE COUNTY	12/19/1950	Active	27	3	2	3.85%	26	36	0	Y		N	01/2026		\$100.00
Exc Award (06/30/2024)																
9244	HARRISONBURG	07/29/1932	Active	47	0	3	-6.00%	51	41	0	Y		N	01/2026		\$1,000.00



Club Health Assessment for District 24 L through January 2026

			Status	Membership						Reports				Finance	LCIF	
Club Number	Club Name	Charter Date	Times in Status Quo in Past 2 Years	Current Member Count **	YTD Members Added	YTD Members Dropped	YTD Net Growth% ***	Member Count 1 Year Ago	Dropped Members Avg.Length of Service	Months Since Membership Update	Current Officers Reported ****	Current President Repeated Term	VP Reported *****	Last Date Reported Service (mm/yyyy)	Account Balance	YTD Donations
41320	LAKE OF THE WOODS	05/21/1982	Active	138	10	8	1.47%	131	10	0	Y		N	01/2026		\$200.00
Exc Award (06/30/2023, 06/30/2025)																
132309	Lake of the Woods Lioness	07/27/2017	Active	91	5	5	0.00%	97	6	0	Y		N	01/2026		
Exc Award (06/30/2019, 06/30/2022)																
9142	LEESBURG HOST	09/19/1938	Active	7	0	1	-12.50%	11	50	0	Y	2		09/2025		
9246	LOUISA COUNTY	07/21/1952	Active	35	0	2	-5.41%	38	4	4	Y	2	R	09/2025		\$600.00
9144	LOVETTSVILLE	06/09/1955	Active	23	2	3	-4.17%	23	11	4	Y		N	01/2026		
9247	LURAY	07/05/1935	Active	11	0	0	0.00%	12		9	N	None		08/2025		\$50.00
9248	MADISON COUNTY	02/15/1939	Active	14	0	0	0.00%	13		10	Y	6	R	12/2025		
9145	MANASSAS HOST	06/18/1947	Active	28	3	3	0.00%	26	28	2	Y		N	01/2026		
Exc Award (06/30/2017, 06/30/2023, 06/30/2025)																
9143	MASON NECK L C	06/08/1967	Active	28	4	0	16.67%	24		0	Y	4	R	01/2026		
Exc Award (06/30/2018, 06/30/2019)																
52780	MC GAHEYSVILLE	04/01/1992	Active	45	1	3	-4.26%	45	5	0	Y		R	01/2026		\$1,050.00
MASSANUTTEN Exc Award (06/30/2018)																
9150	MERRIFIELD	04/14/1965	Active	20	0	0	0.00%	21		6	Y	2	R	10/2025	90+ Days	
Exc Award (06/30/2017, 06/30/2018)																
9151	MIDDLEBURG	02/11/1946	Active(1)	10	6	0	150.00%	2		2	N	4		11/2025		
36563	MONTCLAIR L C	02/06/1979	Active	50	3	1	4.17%	48	28	0	Y		N	01/2026		\$1,200.00
Exc Award (06/30/2018, 06/30/2019, 06/30/2020, 06/30/2021, 06/30/2024, 06/30/2025)																
9250	MONTEREY	08/28/1941	Active	14	0	1	-6.67%	17	14	3	Y			11/2025		
9251	MOUNT JACKSON	02/21/1947	Active	20	0	4	-16.67%	25	15	0	Y		N	01/2026		
62033	MOUNT VERNON EVENING	06/07/1999	Active	14	1	0	7.69%	16		1	Y	4	N	01/2026		\$1,600.00
Exc Award (06/30/2017, 06/30/2019, 06/30/2024)																
9252	NEW MARKET	04/29/1958	Active	7	0	1	-12.50%	8	20	3	Y		N	01/2026		
60364	PALMYRA RIVANNA	02/13/1998	Active(1)	14	2	0	16.67%	15		4	Y	3		11/2025		
9147	PARK WEST L C	08/30/1966	Active	23	4	3	4.55%	21	5	2	Y	3	R	01/2026		
9158	PURCELLVILLE	09/23/1938	Active	18	2	0	12.50%	14		0	Y			01/2026		\$1,020.00



Club Health Assessment for District 24 L through January 2026

			Status	Membership						Reports				Finance		LCIF
Club Number	Club Name	Charter Date	Times in Status Quo in Past 2 Years	Current Member Count **	YTD Members Added	YTD Members Dropped	YTD Net Growth% ***	Member Count 1 Year Ago	Dropped Members Avg.Length of Service	Months Since Membership Update	Current Officers Reported ****	Current President Repeated Term	VP Reported *****	Last Date Reported Service (mm/yyyy)	Account Balance	YTD Donations
9160	RAPPAHANNOCK	03/18/1958	Active	52	5	0	10.64%	47		0	Y		N	09/2025		\$50.00
9161	REMINGTON	06/08/1964	Active	15	1	2	-6.25%	16	1	0	Y		N	01/2026		
	Exc Award (06/30/2019)															
9162	RESTON	05/12/1967	Active	21	2	0	10.53%	21		0	Y	5	R	10/2025		\$200.00
9255	SHENANDOAH	02/29/1952	Active(2)	13	0	0	0.00%	13		5	Y	4		10/2025		
9164	SPOTSYLVANIA	12/20/1966	Active	28	1	1	0.00%	27	15	0	Y	2	N	01/2026		
135354	Spotsylvania Courthouse 100	06/22/2018	Active	7	0	2	-22.22%	10	7	5	Y		N	10/2025		
9165	SPRINGFIELD FRANCONIA HOST	07/28/1954	Active	14	2	6	-22.22%	14	19	0	Y		N	01/2026		\$3,500.00
	Exc Award (06/30/2017)															
137093	Springfield Global Lions	01/14/2019	Active	31	8	4	14.81%	24	6	1	Y	2	R	01/2026		\$1,000.00
9167	STAFFORD COUNTY	03/20/1952	Active	18	0	0	0.00%	20		7	Y	3	N	01/2026		\$27.60
	Exc Award (06/30/2017, 06/30/2018, 06/30/2019, 06/30/2021, 06/30/2022, 06/30/2023)															
9256	STANLEY	02/08/1952	Active	11	0	0	0.00%	11		10	Y	12		09/2025		
9257	STAUNTON	03/19/1941	Active	15	0	1	-6.25%	17	25	6	N			01/2026		
9258	STEPHENS CITY	09/24/1946	Active	30	3	3	0.00%	29	33	0	Y		N	01/2026	90+ Days	\$50.00
	Exc Award (06/30/2018, 06/30/2019, 06/30/2022, 06/30/2024, 06/30/2025)															
9130	STERLING	05/13/1964	Active	17	1	4	-15.00%	16	18	2	Y	4	N	01/2026	90+ Days	\$850.50
146918	Virginia Gateway	06/22/2021	Active	4	0	1	-20.00%	5	2	6	Y		IP	08/2024		
	Exc Award (06/30/2022, 06/30/2023)															
9171	WARRENTON	10/30/1939	Active	34	1	5	-10.53%	38	15	1	N	2		10/2025		\$500.00
	Exc Award (06/30/2023)															
9262	WAYNESBORO	09/10/1941	Active	30	1	2	-3.23%	30	32	3	Y		N	12/2025		
77280	WESTMORELAND	06/11/2003	Active	7	4	0	133.33%	4		5	Y	3		01/2026		
43724	WEYERS CAVE	04/30/1984	Active	6	0	0	0.00%	7		9	Y			01/2026		
9263	WINCHESTER HOST	07/08/1924	Active	69	5	13	-10.39%	72	5	0	Y		N	01/2026		\$400.00
	Exc Award (06/30/2016)															
65046	WINCHESTER LIONESS	02/28/2002	Active	7	0	0	0.00%	6		9	Y	5		01/2026		
9264	WINCHESTER SHAWNEE	06/22/1970	Active	21	1	4	-12.50%	22	16	0	Y		N	01/2026		
	Exc Award (06/30/2023)															



Club Health Assessment for District 24 L through January 2026

INTERNATIONAL

Club Number	Club Name	Charter Date	Status	Membership						Reports				Finance	LCIF	
			Times in Status Quo in Past 2 Years	Current Member Count **	YTD Members Added	YTD Members Dropped	YTD Net Growth% ***	Member Count 1 Year Ago	Dropped Members Avg.Length of Service	Months Since Membership Update	Current Officers Reported ****	Current President Repeated Term	VP Reported *****	Last Date Reported Service (mm/yyyy)	Account Balance	YTD Donations
9172	WOODBIDGE	02/10/1955	Active	35	2	3	-2.78%	36	12	1	Y		N	01/2026		
Exc Award (06/30/2016, 06/30/2017, 06/30/2018, 06/30/2019, 06/30/2024)																
9265	WOODSTOCK	02/13/1941	Active	41	1	0	2.50%	40		0	Y		N	01/2026		

Clubs Cancelled Previous Fiscal Year – Clubs Cancelled within last 12 months may be reinstated

Club Number	Club Name	Charter Date	Current Status*	Cancellation Date
9115	ARLINGTON SOUTH ARLINGTON	05/22/1946	Cancelled(2*)	05/23/2025
34826	LAKE JACKSON L C	12/29/1977	Cancelled(8*)	06/29/2025
9254	SCOTTSVILLE	03/25/1942	Cancelled(6*)	03/29/2025

Current Total Clubs Count	YTD New Clubs Count	YTD Cancelled Clubs Count	YTD Net Club Gain	Current Total Members Count	YTD Add	YTD Drop	YTD Net Growth	YTD Net Growth %	Member Count 12 Months Ago	Average Member Count Per Club	% of Clubs with less than 20 members	% No Officer Report in 12 Months	% of Clubs with balance 90+ days	Number of Clubs in Status Quo	% Status Quo Clubs in Financial Suspension	Number of Cancelled Clubs	Average Cancelled Club Age	Members Lost Due to Cancellation	% of Clubs Cancelled for Non-Financial Reasons
78	0	0	0	2,176	125	162	-37	-1.67%	2,181	28	45%	0%	5%	0	0%	0	0	0	0%

* - P - Priority Club. Cancellation Reasons: 1-Objectives/conduct, 2-Non-active club, 5-Non-existing club, 6-Disbanding, 7-Merger, 8-Financial Suspension, 9-District/Multiple District Dues.

** Red denotes below 15 active members.

*** Red denotes 20% + loss.

**** Y - all 3 (President, Secretary, Treasurer) club officers reported, N - not all 3 reported.

***** Abbreviation: N-New, IP-Immediate Past, R-Repeat.



Club Health Assessment for District 29 L through January 2026

			Status	Membership					Reports				Finance		LCIF	
Club Number	Club Name	Charter Date	Times in Status Quo in Past 2 Years	Current Member Count **	YTD Members Added	YTD Members Dropped	YTD Net Growth% ***	Member Count 1 Year Ago	Dropped Members Avg.Length of Service	Months Since Membership Update	Current Officers Reported ****	Current President Repeated Term	VP Reported *****	Last Date Reported Service (mm/yyyy)	Account Balance	YTD Donations
Clubs less than two years old																
182511	West Virginia University	10/07/2025	Active	21	21	0	100.00%	0		0	Y		N	10/2025		
Clubs more than two years old																
10998	BARBOURSVILLE	12/18/1942	Active	32	4	0	14.29%	28		4	Y		N	12/2025		
10877	BARRACKVILLE	12/10/1957	Active	10	1	5	-28.57%	13	17	2	Y	3	R	12/2025		
10878	BOAZ	03/11/1971	Active	6	0	0	0.00%	8		7	Y	7		12/2025		
10880	CHESTER	09/18/1947	Active	39	0	0	0.00%	36		8	Y	4	R	12/2025		
Exc Award (06/30/2024)																
10881	CLAY BATTELLE DISTRICT L C	03/16/1969	Active	6	0	0	0.00%	6		13	N	None		06/2022		
35997	DALLAS	08/14/1978	Active	17	1	2	-5.56%	18	9	3	Y		R	12/2025		\$40.00
10883	DODDRIDGE COUNTY L C	03/26/1968	Active	33	2	5	-8.33%	38	16	2	Y	2	N	12/2025		
10886	ELM GROVE	10/26/1943	Active	16	1	0	6.67%	13		6	Y	3	R	01/2026		
10887	FAIRMONT	04/20/1923	Active	19	0	0	0.00%	20		3	Y	5	R	01/2026		
Exc Award (06/30/2023, 06/30/2024)																
10891	FOLLANSBEE	01/10/1940	Active	39	23	0	143.75%	16		1	Y	2		11/2025	90+ Days	
Exc Award (06/30/2023, 06/30/2024)																
10892	FRIENDLY	09/03/1959	Active	16	6	25	-54.29%	30	5	1	Y	2	N	01/2026		\$100.00
Exc Award (06/30/2017, 06/30/2018, 06/30/2019, 06/30/2020, 06/30/2021, 06/30/2023, 06/30/2024)																
10894	GLENVILLE	09/30/1957	Active	30	0	1	-3.23%	31	45	0	Y	2	R	12/2025		
10896	GRANTSVILLE	05/14/1947	Active	19	7	8	-5.00%	23	20	0	Y		N	12/2025		
10898	HARRISVILLE	05/28/1930	Active	10	0	0	0.00%	10		10	N	None		12/2025		
11019	HUNTINGTON DOWNTOWN	03/09/1922	Active	1	0	0	0.00%	1		8	Y	9		01/2026		
11024	LESAGE	08/07/1972	Active	15	0	0	0.00%	15		7	Y			12/2025		
31251	LIBERTY	10/09/1975	Active	29	0	0	0.00%	29		19	Y	8	R	12/2025		
11029	MILTON	01/16/1930	Active	10	1	2	-9.09%	13	3	0	Y		N	12/2025		
10907	MORGANTOWN AREA	05/11/1923	Active	19	0	0	0.00%	18		8	Y	2	R	12/2025		\$700.00
10908	MOUNDSVILLE	09/11/1941	Active	40	5	9	-9.09%	40	25	0	Y			11/2025		



Club Health Assessment for District 29 L through January 2026

			Status	Membership						Reports				Finance	LCIF		
Club Number	Club Name	Charter Date	Times in Status Quo in Past 2 Years	Current Member Count **	YTD Members Added	YTD Members Dropped	YTD Net Growth***	Member Count 1 Year Ago	Dropped Members Avg.Length of Service	Months Since Membership Update	Current Officers Reported ****	Current President Repeated Term	VP Reported *****	Last Date Reported Service (mm/yyyy)	Account Balance	YTD Donations	
29361	MT OLIVET	05/29/1974	Active	41	2	2	0.00%	40	3	1	Y		N	12/2025			
Exc Award (06/30/2017, 06/30/2018, 06/30/2020, 06/30/2021, 06/30/2022, 06/30/2023, 06/30/2024)																	
10910	NEW CUMBERLAND	04/09/1946	Active	28	0	2	-6.67%	32	6	0	Y		N	01/2026			
10912	NEW MARTINSVILLE	01/30/1946	Active	13	0	0	0.00%	13		8	Y	3	R	12/2025			
Exc Award (06/30/2018)																	
10911	NEWELL	12/06/1946	Active	13	0	4	-23.53%	17	8	2	Y		R	12/2025			
140734	Ohio County Virtual	01/29/2020	Active	23	0	0	0.00%	32		7	Y	2	R	11/2025			
Exc Award (06/30/2021)																	
10913	PADEN CITY	11/14/1927	Active	23	0	0	0.00%	23		4	Y	4	R	11/2025			
10914	PARKERSBURG	02/24/1922	Active	30	2	0	7.14%	30		0	Y		N	12/2025			
Exc Award (06/30/2024)																	
44959	PINE GROVE SHORTLINE	05/13/1985	Active	9	0	0	0.00%	9		3	Y	4		12/2025		\$25,500.00	
101913	PLEASANTS AREA	05/21/2008	Active	16	0	1	-5.88%	14	17	2	Y	8	N	01/2026			
Exc Award (06/30/2018, 06/30/2019)																	
11050	PUTNAM COUNTY	01/09/1947	Active	27	3	0	12.50%	30		2	Y		R	12/2025			
11036	RAVENSWOOD	10/29/1929	Active(2)	9	0	0	0.00%	0		1	N	None		12/2025			
10918	RIVESVILLE	09/28/1942	Active(2)	4	0	0	0.00%	4		3	Y	8		12/2025			
10919	SISTERSVILLE	06/27/1947	Active	14	1	0	7.69%	13		3	Y	7	R	12/2025			
Exc Award (06/30/2017)																	
10921	SOUTH PARKERSBURG	11/18/1941	Active	9	0	0	0.00%	9		7	N	None		12/2025			
11020	SOUTHEAST HUNTINGTON	01/25/1955	Active	19	0	0	0.00%	19		13	N	None		12/2025			
11043	SPENCER	04/19/1928	Active(1)	8	0	2	-20.00%	10	21	5	N	10	R	12/2025		\$170.00	
10928	WASHINGTON	03/19/1964	Active	19	2	0	11.76%	17		0	Y	14	R	12/2025			
10929	WAVERLY	11/12/1951	Active	3	0	0	0.00%	3		16	N	None		12/2025			
10930	WEIRTON	08/03/1936	Active	21	2	5	-12.50%	24	7	0	Y		N	12/2025			
Exc Award (06/30/2019, 06/30/2020, 06/30/2023, 06/30/2024)																	
10932	WELLSBURG	07/23/1936	Active	23	4	5	-4.17%	27	26	0	Y	2	N	12/2025			
10933	WEST LIBERTY	02/08/1972	Active	19	6	2	26.67%	15	27	5	Y		N	12/2025			



Club Health Assessment for District 29 L through January 2026

						Status			Membership					Reports				Finance		LCIF
						Times in Status Quo in Past 2 Years	Current Member Count **	YTD Members Added	YTD Members Dropped	YTD Net Growth% ***	Member Count 1 Year Ago	Dropped Members Avg.Length of Service	Months Since Membership Update	Current Officers Reported ****	Current President Repeated Term	VP Reported *****	Last Date Reported Service (mm/yyyy)	Account Balance	YTD Donations	
87844	WESTERN MONONGALIA COUNTY AREA Exc Award (06/30/2020)					05/24/2005	Active	5	0	0	0.00%	8		8	Y	3	R	01/2026		
10935	WHEELING					01/06/1922	Active	58	0	0	0.00%	56		5	Y		N	12/2025		\$1,650.00
44289	WHEELING ISLAND Exc Award (06/30/2019, 06/30/2020)					10/29/1984	Active	8	0	1	-11.11%	9	5	0	Y		N	01/2026		
10937	WHEELING WARWOOD Exc Award (06/30/2016, 06/30/2018)					11/08/1944	Active	26	2	0	8.33%	25		2	Y	2	R	12/2025		\$50.00
10938	WILLIAMSTOWN					08/30/1946	Active	29	0	2	-6.45%	30	3	1	Y			12/2025		\$80.00
Current Total Clubs Count	YTD New Clubs Count	YTD Cancelled Clubs Count	YTD Net Club Gain	Current Total Members Count	YTD Add	YTD Drop	YTD Net Growth	YTD Net Growth %	Member Count 12 Months Ago	Average Member Count Per Club	% of Clubs with less than 20 members	% No Officer Report in 12 Months	% of Clubs with balance 90+ days	Number of Clubs in Status Quo	% Status Quo Clubs in Financial Suspension	Number of Cancelled Clubs	Average Cancelled Club Age	Members Lost Due to Cancellation	% of Clubs Cancelled for Non-Financial Reasons	
47	1	0	1	924	96	83	13	1.43%	915	20	60%	9%	2%	0	0%	0	0	0	0%	

* - P - Priority Club. Cancellation Reasons: 1-Objectives/conduct, 2-Non-active club, 5-Non-existing club, 6-Disbanding, 7-Merger, 8-Financial Suspension, 9-District/Multiple District Dues.

** Red denotes below 15 active members.

*** Red denotes 20% + loss.

**** Y - all 3 (President, Secretary, Treasurer) club officers reported, N - not all 3 reported.

***** Abbreviation: N-New, IP-Immediate Past, R-Repeat.



Club Health Assessment for District 29 C through January 2026

			Status	Membership						Reports				Finance	LCIF	
Club Number	Club Name	Charter Date	Times in Status Quo in Past 2 Years	Current Member Count **	YTD Members Added	YTD Members Dropped	YTD Net Growth% ***	Member Count 1 Year Ago	Dropped Members Avg.Length of Service	Months Since Membership Update	Current Officers Reported ****	Current President Repeated Term	VP Reported *****	Last Date Reported Service (mm/yyyy)	Account Balance	YTD Donations
Clubs less than two years old																
171604	Concord University	06/04/2024	Active	22	0	0	0.00%	22		12	N	None			90+ Days	
Clubs more than two years old																
10997	ALUM CREEK	07/21/1961	Active	36	1	2	-2.70%	38	51	1	Y		N	12/2024		\$100.00
11052	ANSTED	10/16/1973	Active	14	0	0	0.00%	16		7	Y	7		04/2025		
	Exc Award (06/30/2021)															
11053	ATHENS	10/22/1946	Active	31	6	2	14.81%	28	5	0	Y		N	01/2024		
11056	BEAVER	10/23/1946	Active	12	0	0	0.00%	13		9	N	None		12/2023		
11057	BECKLEY	05/15/1931	Active	14	1	0	7.69%	13		6	Y	7		12/2025	90+ Days	
	Exc Award (06/30/2021)															
11058	BLUEFIELD	04/08/1922	Active	24	3	2	4.35%	33	31	3	Y		N	02/2024	90+ Days	
11059	BLUEWELL	01/27/1955	Active(2)	26	0	0	0.00%	26		14	N	None		12/2020		
41668	CHAPMANVILLE	06/28/1982	Active	9	0	1	-10.00%	11	3	0	Y	7	R	05/2025		
11003	CHARLESTON KANAWHA CITY	11/29/1954	Active	34	1	3	-5.56%	34	35	1	Y		N	12/2025		\$2,300.00
37466	CHARLESTON SOUTHRDG PACESETTER	08/28/1979	Active	18	2	4	-10.00%	20	4	0	Y	2		03/2024		\$200.00
	Exc Award (06/30/2019)															
41887	CHARLESTON WEST	10/19/1982	Cancelled(8*)	0	0	12	-100.00%	12	20	0	N	None		04/2024	90+ Days	
11064	CLAY	07/05/1940	Active(1)	18	1	0	5.88%	17		4	Y	8	R	09/2025		
11008	CLENDENIN	10/09/1928	Active(2)	23	0	0	0.00%	23		26	N	None		11/2022		\$200.00
11067	CRAB ORCHARD MACARTHUR	03/05/1964	Cancelled(6*)	0	0	1	-100.00%	13	12	3	N	None		04/2024		
11068	CRAIGSVILLE	05/13/1960	Active	11	0	0	0.00%	11		6	N	None		12/2023		
11014	DUNBAR	11/24/1930	Active	8	0	0	0.00%	8		27	N	None		12/2020		
	Exc Award (06/30/2019)															
11070	DURBIN	09/25/1946	Active	38	1	1	0.00%	38	1	0	Y	2	N	05/2025		
11071	FAYETTEVILLE	09/08/1954	Active	19	2	1	5.56%	17	1	3	Y	2	R	06/2023	90+ Days	
11072	FLATWOODS HEATERS L C	09/26/1957	Cancelled(8*)	0	0	12	-100.00%	12	14	1	N	None		12/2020	90+ Days	
	Exc Award (06/30/2021)															
11074	GASSAWAY	05/25/1945	Active	29	3	0	11.54%	24		1	Y		IP	01/2026		



Club Health Assessment for District 29 C through January 2026

			Status	Membership						Reports				Finance	LCIF	
Club Number	Club Name	Charter Date	Times in Status Quo in Past 2 Years	Current Member Count **	YTD Members Added	YTD Members Dropped	YTD Net Growth% ***	Member Count 1 Year Ago	Dropped Members Avg.Length of Service	Months Since Membership Update	Current Officers Reported ****	Current President Repeated Term	VP Reported *****	Last Date Reported Service (mm/yyyy)	Account Balance	YTD Donations
Exc Award (06/30/2018)																
11075	GAULEY BRIDGE	10/19/1964	Active(3)	10	0	0	0.00%	10		24	N	None		12/2023		
46823	HINTON	01/12/1987	Active	17	0	0	0.00%	17		9	Y		R	04/2025		
Exc Award (06/30/2021, 06/30/2023)																
11079	LEWISBURG	02/14/1940	Active	26	0	0	0.00%	26		5	Y	3	R	01/2026		\$50.00
11025	LOGAN	05/13/1940	Active	31	2	0	6.90%	32		0	Y	3	R	06/2025		
Exc Award (06/30/2021, 06/30/2023)																
11026	LOUDENDALE	02/28/1966	Active	9	0	0	0.00%	11		11	N	None		12/2020		
44718	MAN	03/07/1985	Active	18	0	3	-14.29%	20	19	6	N	12	R	04/2024		
11080	MARLINTON	01/15/1953	Active	24	4	0	20.00%	20		2	N		N	01/2026	90+ Days	\$150.00
11082	MONTGOMERY	12/27/1929	Active(2)	6	0	0	0.00%	7		9	N	10		06/2024		
11083	MOUNT HOPE	08/25/1930	Active	43	1	2	-2.27%	43	23	3	Y		N	12/2025		
11085	OAK HILL	09/22/1938	Active	16	0	2	-11.11%	22	1	1	Y	6		06/2025		
Exc Award (06/30/2019)																
11086	PINEVILLE	09/24/1953	Active	36	0	0	0.00%	30		8	Y	3	N	09/2025		\$5,000.00
Exc Award (06/30/2023, 06/30/2024)																
11087	PRINCETON	05/22/1940	Active	12	0	3	-20.00%	16	7	2	Y	6	R	12/2025		
Exc Award (06/30/2021)																
11081	RAINELLE	06/23/1930	Active(2)	7	0	0	0.00%	7		43	N	None		10/2020		
11088	RICHWOOD	02/27/1947	Active	10	0	0	0.00%	10		11	N	None		12/2020		
11089	RONCEVERTE	04/24/1946	Active(1)	26	0	0	0.00%	26		20	N	None		12/2023	90+ Days	
11040	SISSONVILLE	03/06/1951	Active	12	0	0	0.00%	14		7	Y	5	N	09/2024		
11041	SOUTH CHARLESTON	09/01/1936	Active	7	0	5	-41.67%	15	16	0	Y	3	N	06/2023		\$100.00
Exc Award (06/30/2017, 06/30/2018)																
144117	University of Charleston	12/16/2020	Active	15	0	0	0.00%	15		14	N	None		10/2024		
11096	WELCH	11/29/1937	Active	23	7	2	27.78%	18	54	0	Y		R	05/2023		\$500.00
11097	WHITE SULPHUR SPRINGS	01/14/1957	Active	22	0	0	0.00%	21		9	Y	2	N	12/2025		

Clubs Cancelled Previous Fiscal Year – Clubs Cancelled within last 12 months may be reinstated

Club Number	Club Name	Charter Date	Current Status*	Cancellation Date
-------------	-----------	--------------	-----------------	-------------------



Club Health Assessment for District 29 C through January 2026

INTERNATIONAL

Club Number	Club Name	Charter Date	Status	Membership							Reports				Finance	LCIF			
			Times in Status Quo in Past 2 Years	Current Member Count **	YTD Members Added	YTD Members Dropped	YTD Net Growth***	Member Count 1 Year Ago	Dropped Members Avg.Length of Service	Months Since Membership Update	Current Officers Reported ****	Current President Repeated Term	VP Reported *****	Last Date Reported Service (mm/yyyy)	Account Balance	YTD Donations			
10999	BELLE-RAND	12/17/1943	Cancelled(8*)	12/30/2024															
11062	BRADSHAW	11/28/1956	Cancelled(8*)	12/30/2024															
46286	CEREDO-KENOVA RIVER CITIES	06/16/1986	Cancelled(8*)	06/29/2025															
11002	CHARLESTON	09/30/1921	Cancelled(8*)	06/29/2025															
50748	DANVILLE AREA	06/27/1990	Cancelled(8*)	06/29/2025															
11000	GLASGOW CEDAR GROVE	03/22/1945	Cancelled(8*)	06/29/2025															
11018	HAMLIN	08/07/1945	Cancelled(8*)	12/30/2024															
Current Total Clubs Count	YTD New Clubs Count	YTD Cancelled Clubs Count	YTD Net Club Gain	Current Total Members Count	YTD Add	YTD Drop	YTD Net Growth	YTD Net Growth %	Member Count 12 Months Ago	Average Member Count Per Club	% of Clubs with less than 20 members	% No Officer Report in 12 Months	% of Clubs with balance 90+ days	Number of Clubs in Status Quo	% Status Quo Clubs in Financial Suspension	Number of Cancelled Clubs	Average Cancelled Club Age	Members Lost Due to Cancellation	% of Clubs Cancelled for Non-Financial Reasons
38	0	3	-3	756	35	58	-23	-2.95%	809	20	55%	26%	16%	0	0%	3	220	25	-200%

* - P - Priority Club. Cancellation Reasons: 1-Objectives/conduct, 2-Non-active club, 5-Non-existing club, 6-Disbanding, 7-Merger, 8-Financial Suspension, 9-District/Multiple District Dues.

** Red denotes below 15 active members.

*** Red denotes 20% + loss.

**** Y - all 3 (President, Secretary, Treasurer) club officers reported, N - not all 3 reported.

***** Abbreviation: N-New, IP-Immediate Past, R-Repeat.



Club Health Assessment for District 29 I through January 2026

			Status	Membership						Reports				Finance	LCIF	
Club Number	Club Name	Charter Date	Times in Status Quo in Past 2 Years	Current Member Count **	YTD Members Added	YTD Members Dropped	YTD Net Growth% ***	Member Count 1 Year Ago	Dropped Members Avg.Length of Service	Months Since Membership Update	Current Officers Reported ****	Current President Repeated Term	VP Reported *****	Last Date Reported Service (mm/yyyy)	Account Balance	YTD Donations
Clubs more than two years old																
10942	BERKELEY SPRINGS	10/15/1945	Active	53	0	7	-11.67%	57	10	1	Y			05/2025		\$1,750.00
	Exc Award (06/30/2016, 06/30/2017, 06/30/2020)															
10943	BRIDGEPORT	06/12/1930	Active	32	2	2	0.00%	35	2	1	Y		N	01/2026		\$1,050.00
	Exc Award (06/30/2016, 06/30/2018, 06/30/2021)															
10944	BRUCETON MILLS COMMUNITY	10/13/1955	Active	31	0	0	0.00%	31		2	Y		N	01/2026		\$500.00
	Exc Award (06/30/2018, 06/30/2024, 06/30/2025)															
10945	BUCKHANNON	12/12/1924	Active	17	0	0	0.00%	17		4	N	2		06/2025		
47573	BUCKHANNON KESLING MILL	06/29/1987	Active	13	0	0	0.00%	16		7	Y	3	R	05/2024		
10946	CENTRAL UPSHUR L C	12/11/1967	Active	15	0	2	-11.76%	17	2	1	Y	3	N	11/2023		\$125.00
10947	CHARLES TOWN	12/29/1930	Active	10	0	0	0.00%	10		2	Y	6	R	01/2026		\$50.00
10948	CLARKSBURG	01/14/1924	Active	56	0	1	-1.75%	57	26	0	Y		N	12/2025		
	Exc Award (06/30/2017, 06/30/2024)															
10949	CLARKSBURG ADAMSTON	11/22/1957	Active	25	1	0	4.17%	24		0	Y	6		07/2025		\$50.00
36052	EAST LEWIS L C	09/06/1978	Active	24	3	0	14.29%	27		1	Y	2	N	11/2023		\$100.00
119712	East Preston	06/19/2013	Cancelled(6*)	0	0	5	-100.00%	6	10	5	N	None		11/2023		
	Exc Award (06/30/2017)															
10951	ELKINS	06/21/1951	Active	32	0	3	-8.57%	34	7	3	Y		N	12/2023		\$200.00
10954	FORT ASHBY	06/05/1948	Active	69	6	2	6.15%	70	7	1	Y		N	02/2025		\$1,250.00
	Exc Award (06/30/2018, 06/30/2019)															
10955	FRANKLIN	03/06/1940	Active	23	0	2	-8.00%	25	13	3	Y	6		02/2024		\$100.00
46703	GRAFTON	12/01/1986	Active	35	1	0	2.94%	33		4	Y	3	R	01/2026		\$500.00
	Exc Award (06/30/2016)															
10957	HARPERS FERRY BOLIVAR	05/31/1946	Active	8	0	1	-11.11%	9	49	2	Y	15	R	10/2025		\$250.00
131174	Harrison County HOPE Centennial	06/16/2017	Active	22	3	3	0.00%	31	12	1	Y	2	R	10/2025		
	Exc Award (06/30/2021)															
10958	HEDGESVILLE	03/29/1957	Active	16	0	2	-11.11%	18	35	0	Y		N	01/2026		\$500.00
	Exc Award (06/30/2017, 06/30/2018)															



Club Health Assessment for District 29 I through January 2026

			Status	Membership						Reports				Finance	LCIF	
Club Number	Club Name	Charter Date	Times in Status Quo in Past 2 Years	Current Member Count **	YTD Members Added	YTD Members Dropped	YTD Net Growth% ***	Member Count 1 Year Ago	Dropped Members Avg.Length of Service	Months Since Membership Update	Current Officers Reported ****	Current President Repeated Term	VP Reported *****	Last Date Reported Service (mm/yyyy)	Account Balance	YTD Donations
10959	HODGESVILLE	01/28/1970	Active	13	0	0	0.00%	13		5	Y	7		04/2024		\$333.00
10960	INWOOD BUNKER HILL	10/26/1945	Active	9	0	3	-25.00%	12	3	3	Y	5	N	12/2025		\$350.00
65134	IRELAND	03/18/2002	Active	18	0	1	-5.26%	19	20	4	Y			11/2023		
29458	JANE LEW	06/11/1974	Active	40	7	0	21.21%	36		0	Y	2	R	10/2025		\$2,050.00
35998	JOHNSTOWN	08/04/1978	Active(1)	6	6	0	100.00%	8		0	Y	3	R	09/2019		
38289	JUNIOR	04/14/1980	Active	19	2	0	11.76%	17		2	Y		N	11/2025		\$600.00
10961	KEYSER	06/08/1936	Active	15	0	0	0.00%	16		5	Y		N	11/2025		\$50.00
10962	KINGWOOD	10/01/1948	Active(1)	23	7	7	0.00%	23	27	1	Y		N	11/2023		\$100.00
10963	LOST CREEK	05/15/1940	Active	23	0	0	0.00%	23		5	Y		R	04/2025		\$530.00
10964	LUMBERPORT	11/30/1927	Active(1)	11	2	1	10.00%	15	3	4	Y	2	N	06/2025		\$25.00
10965	MARTINSBURG	05/11/1936	Active	19	0	2	-9.52%	23	33	2	Y	5	N	12/2025		\$1,050.00
10966	MOOREFIELD	02/18/1938	Active	36	6	3	9.09%	38	7	1	Y		N	12/2025		\$1,100.00
10967	MOUNTAIN	10/21/1949	Active	42	5	7	-4.55%	44	3	1	Y	2	R	01/2026		\$100.00
Exc Award (06/30/2017)																
10969	MT STORM	10/19/1970	Active	9	0	0	0.00%	9		5	Y	3	N	11/2023		
110348	NUTTER FORT	02/14/2011	Active	33	0	4	-10.81%	32	8	0	Y	2	N	01/2026		\$660.00
Exc Award (06/30/2016, 06/30/2017, 06/30/2018, 06/30/2020)																
10973	PARSONS	12/19/1956	Active	17	1	7	-26.09%	23	15	1	N			12/2025		\$150.00
10974	PAW PAW	01/11/1945	Active	9	0	0	0.00%	10		7	Y	2	N	01/2025		
10975	PETERSBURG	09/20/1955	Active(1)	28	0	6	-17.65%	34	10	5	Y		N	05/2024		\$1,000.00
10976	PHILIPPI	05/05/1947	Active	27	2	5	-10.00%	29	17	2	Y		R	11/2025		\$500.00
Exc Award (06/30/2017, 06/30/2018)																
10977	PIKESIDE	11/10/1972	Active	5	0	2	-28.57%	7	39	1	Y	11	R	11/2025		\$300.00
10979	ROARING CREEK L C	12/18/1973	Active	12	0	0	0.00%	10		8	Y	9	N	06/2025		\$300.00
10980	ROMNEY	10/30/1930	Active(1)	23	1	1	0.00%	27	7	1	Y		N	12/2025		\$200.00
Exc Award (06/30/2018)																
10981	ROWLESBURG	06/15/1945	Active	22	0	5	-18.52%	27	10	1	Y	6	R	10/2025		\$50.00
108745	SALEM	06/23/2010	Active	12	0	0	0.00%	15		5	Y	2	N	08/2025		
131013	Shepherdstown Centennial	05/19/2017	Active	40	4	8	-9.09%	44	5	3	Y		N	12/2025		\$500.00



Club Health Assessment for District 29 I through January 2026

			Status	Membership						Reports				Finance	LCIF	
Club Number	Club Name	Charter Date	Times in Status Quo in Past 2 Years	Current Member Count **	YTD Members Added	YTD Members Dropped	YTD Net Growth% ***	Member Count 1 Year Ago	Dropped Members Avg.Length of Service	Months Since Membership Update	Current Officers Reported ****	Current President Repeated Term	VP Reported *****	Last Date Reported Service (mm/yyyy)	Account Balance	YTD Donations
Exc Award (06/30/2019, 06/30/2020, 06/30/2021)																
10983	SHINNSTON	01/26/1942	Active	26	2	1	4.00%	24	0	1	Y	13		12/2025		\$300.00
10984	SHORT GAP	04/06/1966	Active	18	0	2	-10.00%	20	7	0	Y		N	01/2026		\$300.00
119589	Stonewood	06/07/2013	Active	28	0	0	0.00%	26		3	Y	8	R	12/2025		\$100.00
10986	SUGAR GROVE	05/15/1960	Active	17	0	0	0.00%	17		5	Y	10		05/2025		
10987	TENNERTON	04/27/1967	Active	34	2	1	3.03%	35	20	4	Y		N	11/2025		\$1,500.00
Exc Award (06/30/2018, 06/30/2020)																
10989	TUNNELTON	05/11/1949	Active	16	1	0	6.67%	15		3	Y	3	R	01/2026		\$200.00
10990	TYGART VALLEY	05/02/1940	Active	90	0	0	0.00%	87		7	Y		N	12/2025		\$1,500.00
10991	VALLEY DISTRICT	06/01/1950	Active	17	1	3	-10.53%	19	9	2	Y		N	01/2026	90+ Days	\$950.00
Exc Award (06/30/2019)																
10993	WARDENSVILLE	05/30/1947	Active	26	0	0	0.00%	27		7	Y	8	R	12/2025		\$150.00
Exc Award (06/30/2018)																
10994	WEST MILFORD	10/14/1946	Active	41	2	2	0.00%	41	2	0	Y	3	N	12/2025		\$1,000.00
Exc Award (06/30/2017, 06/30/2020, 06/30/2022)																
10996	WILSONBURG	03/29/1955	Active(1)	8	0	1	-11.11%	14	13	0	Y			03/2022		

Clubs Cancelled Previous Fiscal Year – Clubs Cancelled within last 12 months may be reinstated

Club Number		Club Name		Charter Date		Current Status*		Cancellation Date											
136564		Clarksburg Main Street Harrison		09/28/2018		Cancelled(8*)		12/30/2024											
Current Total Clubs Count	YTD New Clubs Count	YTD Cancelled Clubs Count	YTD Net Club Gain	Current Total Members Count	YTD Add	YTD Drop	YTD Net Growth	YTD Net Growth %	Member Count 12 Months Ago	Average Member Count Per Club	% of Clubs with less than 20 members	% No Officer Report in 12 Months	% of Clubs with balance 90+ days	Number of Clubs in Status Quo	% Status Quo Clubs in Financial Suspension	Number of Cancelled Clubs	Average Cancelled Club Age	Members Lost Due to Cancellation	% of Clubs Cancelled for Non-Financial Reasons
53	0	1	-1	1,313	67	102	-35	-2.60%	1,396	25	47%	0%	2%	0	0%	1	18	5	0%

* - P - Priority Club. Cancellation Reasons: 1-Objectives/conduct, 2-Non-active club, 5-Non-existing club, 6-Disbanding, 7-Merger, 8-Financial Suspension, 9-District/Multiple District Dues.

** Red denotes below 15 active members.

*** Red denotes 20% + loss.

**** Y - all 3 (President, Secretary, Treasurer) club officers reported, N - not all 3 reported.

***** Abbreviation: N-New, IP-Immediate Past, R-Repeat.